

## SECTION XXVI.

## LOCAL GOVERNMENT.

## § 1. Introduction.

1. **Systems of Local Government.**—In all civilised nations, whatever the previous course of their constitutional history, the persistent and rapid growth of the functions of the central Government, with repeated assumptions of new and onerous duties and responsibilities, have rendered some attempts at decentralisation and some form of local government essential. Without such a relief national administration could be carried on with success only with great difficulty, if at all. Experience, ancient and modern alike, has demonstrated that a completely centralised bureaucracy—that is, a body of officials working from a single centre and responsible only to itself—cannot carry on indefinitely the administration of a large country; such a body tends to ignore the varieties of local conditions, to become stereotyped in its ideas and methods, and sooner or later breakdown is inevitable. There are two possible policies which a Legislature may adopt towards local authorities apart from the imposition of compulsory duties upon them. There is first (*a*) the grant of general power to all local bodies of a particular class—that is, the Legislature may establish a set of authorities and empower them to do anything which in their judgment will tend to promote the satisfactory administration and general well-being of the areas under their control, so long as any particular powers which they propose to use are not expressly prohibited or reserved to other authorities. But as this liberty might easily in some cases be abused, there is necessarily the restriction, of greater or less extent according to the country and the nature of the authorities in question, that the actual exercise of these general powers shall be subject to the approval of an administrative department of the central Government. Or, on the other hand, the Legislature may (*b*) grant only specific powers to local bodies—that is, may give them permission to do all or any of a number of enumerated things, with or without the approval of the central departments, and in this case nothing further can be done by the local body unless permitted by fresh legislative enactments. In a general way it may be said that legislation on the continent of Europe has ordinarily followed the first of these two methods, and has given to the local self-governing communities power to do anything for which they can get administrative approval; while in the Commonwealth, as well as in Great Britain and in the United States, the practice has been the opposite one—local authorities are empowered to do only specified things; but in order, in spite of this, to allow free play to local initiative and enterprise, parliamentary procedure permits of local authorities being able to obtain additional powers for particular works or undertakings by means of special Acts. This difference between the Australian or British and continental systems has two very important results.

(i.) *Difference between Australian and Continental Systems.* (*a*) The first important result of this difference is that in Australia, England and the United States the enterprise and activity of local authorities depend upon the temper and ideas of Parliament—that is to say, upon the elected representatives of the nation; whilst throughout a large part of the continent of Europe the controlling influence is ordinarily exercised by a bureaucracy whose opinion upon the matters in question may or may not be coincident with the majority of the electorate. The result is that in Australia it is the business of

the State Parliaments to determine what powers are to be conferred upon local authorities, while, ordinarily, under the continental systems the administrative bodies have to regulate what the local authorities may or may not do. The efficiency of such continental systems depends almost entirely upon the character of the controlling bureaucracy, although it is true that the legal powers of a municipality under that system might be very much wider than those of a municipal council in Australia. If the bureaucracy is enterprising and ready to encourage and aid in every way the growth of local action and experiment—as it is in Prussia—then there is the largest scope for municipal development; but if, as in France, the bureaucracy is conservative in its ideas and slow to move, the action of local authorities remains cramped and limited.

(b) The second important result of the difference between the Australian and continental systems is that in all matters entrusted to them local authorities in Australia consider that their duty is to carry out the law according to the will of, and in the manner desired by the ratepayers of their local areas, subject generally to the supervision of the central Government, whereas on the continent of Europe local authorities regard themselves normally as bodies appointed to carry out, within their respective localities, the will of the central Government, even in such matters as are of purely local importance. Local authorities under the continental systems are responsible to the central Government and are subject to administrative control, whilst in Australia municipal councils, so long as they do not infringe the Acts under which they are constituted or which they have to administer, are responsible only to the ratepayers of their respective localities.

(ii.) *Various Systems in the Several States of the Commonwealth.* In all the States of the Commonwealth Acts have now been passed providing for comprehensive schemes for the decentralisation of power by the constitution of various forms of local authorities to deal with a large variety of subjects and matters. The general policy of the Legislatures towards local authorities in Australia has already been pointed out. Generally speaking, these authorities exercise their powers under enactments of two kinds. (a) There are, first, what may be called constituent Acts, which create the various classes of local bodies and arm them with the powers necessary for the fulfilment of the duties intended to be discharged by them, and there are, secondly (b) general Acts dealing with one subject, or group of subjects, of administration—such as the Public Health Acts—and giving power to the local authorities for that particular service. Although the Acts controlling local government in the several States vary considerably in detail, especially as regards the election of councillors and presiding officers, method of valuation, and rating powers, there is great similarity between the powers and duties conferred and imposed upon local authorities in the various States; these powers and duties are many and varied. As a rule the municipal council is the highway authority, being responsible for all the roads within its area and the up-keep of all bridges; it is a public health authority; it supervises the sanitary work, the water supply, and the lighting of its area, and for these and for other purposes may appoint officers; it administers the Acts relating to the sale of foods and drugs, the slaughter and diseases of animals, weights and measures, and river pollution; it may establish hospitals, public recreation grounds, libraries, and museums, and may provide asylums and support charitable institutions; it may make provision for preventing fires and floods; it administers the municipal property, makes by-laws with regard to a large variety of things and matters, and may acquire other powers by petition to the Governor. The councils are elected by the ratepayers, and seek only to carry out the wishes of the electorate, subject to the general supervision of the central Governments.

(iii.) *Systems on the Continent of Europe.* On the continent of Europe a careful distinction is generally drawn between those internal affairs in which the central Government is thought to be directly concerned and those which are held to be primarily of only local interest. In Prussia, for instance, the former includes, besides the army, State taxes and domains, ecclesiastical affairs, police, and the general supervision of local authorities, while to the localities are left roads, poor relief, and a number of miscellaneous

matters. The work of the central Government is deconcentrated, that is to say, the country is divided into districts, in each of which there is a delegation of the central authority, doing its work and thereby decreasing the pressure upon the head offices. The executive agents in each locality are elected by the inhabitants, but they are also the representatives of the central Government, and as such they are members of the bureaucracy and are under its control, with the consequence that they look to the central Government for guidance and direction in regard to local affairs. Local government is in fact weak; it is not so much the exercise of the will of a locality by the central power, as the exercise of the will of the latter by the locality. The system of deconcentrated centralised control as carried out in Prussia has, however, some distinct advantages.

- (a) In the first place the duties of supervising the actions of a large number of local authorities do not rest only upon a comparatively small number of officials at the seat of Government, but are carried out by delegations in all parts of the country, which are able to acquire a more intimate knowledge of local requirements and conditions.
- (b) Secondly, the supervision is not only by Government officials, but by responsible and experienced persons elected by the inhabitants and who command local confidence. The general results are that, firstly, the staff at the central offices is relieved of much detailed work, and, secondly, that the control of the localities is rendered much less bureaucratic.

**2. Early History of Local Government in Australia.**—Before the more comprehensive systems of self-government were first provided for in the several States various enactments had from time to time been passed and amended in order to satisfy the growing demand for local government which asserted itself as one of the primary results of the spread of education and increase of population. In the latter part of the year 1839 the first municipal law was passed in South Australia, which was thus the birth-place of local government in the Commonwealth. On the 31st October, 1840, the principles of self-government were practically adopted in Adelaide by the election of a mayor and council. In 1842 the Sydney City Incorporation Act was passed by the New South Wales Government; under this Act the city was divided into six wards, and resident occupiers or owners of houses, warehouses, or shops within a radius of seven miles were duly enrolled as citizens and entitled to vote at the elections of councillors, the number of which was fixed at twenty-four. A city fund was established and rates levied. The duties of the council were to construct and maintain streets, sewers, and waterworks, to light the streets, and to make by-laws for the general good rule and government of the city. In the same year, 1842, Melbourne was incorporated as a town by special Act, and as a city in 1847, while Geelong was incorporated in 1849. The Acts by which Sydney and Melbourne were incorporated contained no provision for the extension of the municipal principle to other localities, but in 1842 an Imperial Act was passed under which the Governor of New South Wales was empowered to incorporate by letters patent every county or any part of a county to form districts for the purpose of local government. In the following year the districts of Appin, Campbelltown, Camden, Narellan, and Picton, in New South Wales, were incorporated under one county district council, while later in the same year Appin and Campbelltown were constituted as a separate district under the control of six councillors. In 1844 the Sydney City Incorporation Act was amended; by this time the number of county district councils had increased to eight, and these, in conjunction with the municipal council of Sydney and the Road Trusts, which were generally created by Special Acts, constituted the whole of the local government system in New South Wales prior to 1858. The Imperial Act of 1850, under which the State of Victoria was granted responsible government, provided for the division of the State into districts under the government of local councils. In all the States of the Commonwealth systems of local government have been provided for; in some of the States, such as Victoria, practically the whole area of the State has for some years been divided into districts for the purposes of self-government, while in others, more especially in New South Wales, a general system of extending the advantages of

local government throughout the more settled parts of the country has only recently been provided. In other States systems of local government which have been in force for some years have, as is only to be expected, made comparatively slow progress owing to the small population scattered over such large areas. Taking, however, into consideration the benefits which must accrue, especially in a country of great distances, from the establishment of suitable systems of local government, and judging by the success of similar institutions in other countries, there is every reason to expect that, as population increases and settlement progresses, the people of Australia will take fuller advantage of the systems provided.

## § 2. New South Wales.

**1. Development of Local Government Systems.**—In the year 1858 the Municipalities Act, the first important measure with regard to general local government in New South Wales, was passed. Under this Act provision was made for the incorporation of any town or rural district as a municipality upon presentation to the Governor of a petition signed by at least fifty of the prospective ratepayers, and containing a larger number of signatures than those attached to any counter petition. The members of the council were elected by the ratepayers, and the chairman was chosen by the councillors from their own number. The duties of the council were to abate and remove nuisances; to make by-laws for the regulation of their own proceedings and for the general good government of the town; to control all roads, bridges, ferries, and wharves; to establish hospitals, asylums, libraries, and gardens; and to establish tolls and rents for the use of markets, bridges, wharves, and jetties within and belonging to the municipality. The general rate was not to exceed one shilling in the pound, but a special rate for water supply, sewerage, and street lighting could be levied. Government endowment was provided for, by way of subsidies on the amount collected from rates, over a period of fifteen years. In all thirty-five districts were incorporated under this Act, and these districts, with the exception of Cook, which was united to Camperdown in 1870, and East St. Leonards, subsequently joined to St. Leonards, still exist, though the boundaries of most of them have since been changed.

(i.) *The Municipalities Act 1867.* The Act of 1858 was repealed in 1867 by the Municipalities Act of that year. Under the provisions of the latter Act the thirty-five existing municipalities were to continue their existence under the designation of boroughs, and all municipalities created in the future were to be classified either as (a) boroughs, or (b) municipal districts.

(a) *Boroughs* could consist of any city, town, or suburb of the metropolis, or of any populous country district, but every borough had to have a population of not less than 1000 and had to contain an area of not more than nine-square miles, of which no part was more than six miles distant from any other part.

(b) *Municipal districts* could comprise any part of the colony not containing a borough, but had to include an area of not more than fifty square miles, with a population of not less than 500 souls.

The duties and powers of the councils were extended and defined, while the maximum rate remained as before. This Act still left it optional for any district to become constituted as a municipality, with the consequence that only a small proportion of the State was incorporated under its provisions.

(ii.) *Division of the State into Shires, 1905.* The Act of 1867 was amended from time to time during the succeeding thirty years until the whole of the Acts—sixteen in number—were repealed by the consolidating Act of 1897. This Act did not alter the chief features of previous Acts, and still retained the voluntary principle of incorporation, which was not conducive to the adoption of a general system of local government.

because so long as the central Government continued to construct and pay for local works, it was natural that the inhabitants benefited would be willing to deny themselves the advantages of self-government. The law on the subject remained in an admittedly unsatisfactory condition for several years, and, though various measures were introduced into Parliament for its amendment, it was not until the year 1905, when the Shires Act was passed, that a comprehensive scheme of local government was extended to the greater part of the State.

- (a) *The Shires Act 1905* divides the whole State, with the exception of existing municipalities, the western division, Lord Howe Island, the islands in Port Jackson, and the Quarantine Station of Port Jackson, into shires, which were themselves subdivided into ridings, each riding having equal representation in the council, and were classified according to their extent and probable revenue and expenditure. A sum of not less than £150,000 was made payable annually out of the consolidated revenue for the endowment of the shires, the amount payable to each shire being apportioned according to the class to which it belonged and to the proceeds of the general rates received during the next preceding year. An important feature of the Act was that the rates were to be charged on the unimproved value of the land, instead of on the annual rental; the rate to be levied was not to be less than one penny, nor more than twopence in the pound, and the minimum rate in respect of any portion of land was fixed at two shillings and sixpence. Another important provision of the Act was that as soon as a rate was imposed by a council, the operation of the Land Tax Act was suspended. The councils were vested with wide general powers and could acquire additional powers by resolution of a majority of the council followed by an application by the President on behalf of the council to the Governor.
- (b) *The Local Government Extension Act 1906* amended and consolidated the law relating to municipalities and extended the principles of the Shires Act to municipalities. Provision was also made whereby the Governor was authorised to proclaim as a city any municipality which had, during the previous five years, a population of at least 20,000 persons and a revenue of at least £20,000, and which formed an independent centre of population.
- (c) *The Local Government Act 1906*. Towards the close of the year 1906 the Local Government Act, which deals comprehensively with both shires and municipalities, was passed; by this Act both the Shires Act 1905 and the Local Government Extension Act 1906 are repealed, and their provisions are amended and consolidated.

**2. Local Government Systems now in Operation.**—The law relating to local government in New South Wales is now contained in the Act of 1906 just referred to. The Local Government Commissioners issued an *interim* report in July, 1905, proposing to divide the State into 132 shires, the unimproved value of which was £67,131,466; by the final report, issued in January, 1906, the establishment of 134 shires and the constitution of thirty-two new municipalities were recommended. These recommendations have since been carried into effect.

(i.) *Areas Incorporated*. Prior to this date the total area incorporated formed a very small part of the whole area of the State, as may be seen in the following statement:—

AREAS INCORPORATED IN NEW SOUTH WALES, 1860 TO 1906.

Year	...	...	...	1860.	1870.	1880.	1890.	1900.	1906.
Area incorporated—Sq. miles	...	...	...	409	649	1,482	2,387	2,763	2,830

*Total area of State (exclusive of Lord Howe Island), 310,367 square miles.*

The areas incorporated in 1906 in each of the three territorial divisions of the State were as follows :—

DISTRIBUTION OF INCORPORATED AREAS, 1906.

Division.			Incorporated Area.	Unincorporated Area.	Total Area.
Eastern	...	... Sq. miles	1,977	93,742	95,719
Central	...	...	571	88,579	89,150
Western	...	...	282	125,216	125,498
Total	...	...	2,830	307,537	*310,367

\* Total area of State, exclusive of Lord Howe Island, the area of which is 5 square miles.

Under the Shires Act 1905 and the Local Government Extension Act 1906 the whole of the eastern and central divisions, amounting in all to 184,869 square miles, were incorporated, either as shires or as municipalities, which are now administered under the Local Government Act of 1906. The provision of the Shires Act as to the incorporation of cities is retained, and under this provision the municipality of Broken Hill was proclaimed a city in 1907.

(i.) *General.* This Act came into operation on the 1st January, 1907; it provided for the continuation of existing shires and municipalities, for the creation of new ones, and for their reconstitution by uniting, dividing, altering, or converting areas. Each shire is divided into three ridings, and each municipality may be divided into wards by petition of the council or of a majority of the ratepayers to the Governor. The councils consist in the case of shires of either six or nine councillors, and in the case of municipalities of from six to twelve aldermen, except in the case of the union of two or more municipalities, when the Governor may determine that the council of the united areas shall consist of any number from twelve to eighteen aldermen. All occupiers of rateable property of a yearly value of at least £5 who have been in occupation for at least three months, of either sex, who are either natural-born or naturalised British subjects, of the age of twenty-one years and upwards, are entitled to be registered on the electors' roll, and any male person so enrolled is qualified to be elected as a councillor or alderman, unless he is otherwise ineligible.

(ii.) *Functions of Councils.* On the constitution of a shire or municipality the councils may exercise any of the following powers :—The construction and maintenance of all public places, except those vested in the Railway Commissioners or other public bodies or trustees, and except national works; lighting of, and controlling the traffic in streets and roads; prevention of fires and floods; the administration of the Public Watering Places Act 1900 and the Impounding Act 1898, and certain parts of the Police Offences Act 1901, the Public Health Act 1902, and the Cattle Slaughtering and Diseased Animals and Meat Act 1902. Other powers and duties, such as the construction of drainage and water supply systems without reticulation, the care and management of parks and commons, and the licensing of hawkers and public vehicles, are conferred and imposed upon municipal councils, while these same powers and duties may be acquired by shire councils by resolution of the council followed by application to the Governor.

(a) *Acquisition of Further Powers.* Further powers may also be acquired either by shires or by municipalities if the council decide that they are necessary for the good government of the locality; these are the administration of the Public Gates Act 1901, and the Native Dog Destruction Act 1901; water supply by reticulation; the maintenance of passenger ferries, of fire brigades, of municipal buildings, of cattle-yards and abattoirs, of markets, parks, and recreation grounds, of refuse destructors, of cemeteries and public

baths; the manufacture and supply of gas, electricity, and hydraulic or other power; the regulation and control of theatres, public halls, and lodging houses; the establishment and management of public libraries, art galleries, museums, and public bands; the regulation and supervision of buildings and balconies; of the sale of fish and meat, and the suppression of nuisances caused by the emission of smoke or vapour. These powers may be acquired by a resolution passed by an absolute majority of the council followed by an application in the prescribed form to the Governor. On receipt of a petition signed by not less than fifty, or if there be less than 300 ratepayers on the roll, by one-sixth of the ratepayers, the Governor may direct that a poll be taken as to whether all or any of the powers applied for shall be conferred on the council.

- (b) *Appointment of Executive Officers.* Provision is made in the Act for the appointment of officers and servants, such as shire engineers, municipal clerks, and sanitary inspectors, and also for the acquisition by councils of land or buildings either by agreement or compulsorily, for which purpose the provisions of the Public Works Act 1900 are incorporated.

(iii.) *Rates and Ratable Property.* All land is ratable except the following:—Commons, public parks, and public reserves not held under lease or license; cemeteries, public hospitals, benevolent institutions, and buildings used exclusively for public charitable purposes; churches and free public libraries; unoccupied Crown lands; lands vested in the University of Sydney occupied and used solely for the purposes of education; land vested in the Chief Commissioner for Railways and Tramways and actually used for the purposes of the Government railways or tramways. Rates levied by a council may be of four kinds, namely, general, special, local, or loan rates.

- (a) *General Rates* are levied on the unimproved value at a rate of not less than one penny nor more than twopence per pound, but if the minimum rate be more than sufficient to meet the requirements of the council it may be further reduced at the discretion of the Governor. A council of a municipality which has levied a general rate of not less than one penny on the unimproved value may impose such additional rate as may be required either on the improved or the unimproved value.

- (b) *Special, Local, and Loan Rates* may also be imposed either on the improved or the unimproved value at the option of the council, but in the case of special and local rates a poll may be demanded by the ratepayers as to whether the rate shall be imposed or not. Rates on the unimproved value of land may also be levied for the purposes of the Country Towns Water Supply and Sewerage Acts 1880-1905, which provide for the construction by the Government of waterworks and sewerage systems in municipalities which are outside the areas served by the Metropolitan and Hunter River Boards. The cost becomes a charge against the municipality, carrying interest at the rate of 4 per cent., and repayable by annual instalments over a period of not more than 100 years.

(iv.) *Endowment.* The amount of and the conditions as to the endowment of shires are similar to those of the Shires Act. It is also enacted that all municipalities not receiving statutory endowment under any Act thereby repealed shall, upon the result of investigations made into their administration and financial necessities, be entitled to a sum not exceeding three shillings and fourpence in the pound on the general rate collected; but if the revenues are sufficient to meet the reasonable requirements of the corporations under proper management no endowment will be paid.

(iv.) *Borrowing Powers and other Provisions.* A council of a municipality is authorised to borrow up to 10 per cent. of the unimproved capital value, and all money so borrowed is a charge upon the revenue of the council. If a council desire that any

proposed loan should be guaranteed by the Government application must be made to the Treasurer, who may either refuse or recommend the guarantee. Both shires and municipalities may temporarily borrow in any year an amount not exceeding one-third of the estimated revenue to be received from rates if the consent of the Minister shall have been first obtained. Auditors are appointed by the councils, and Government examiners are appointed to inspect the accounts of the councils. A defaulting area is defined to be an area in which a sufficient number of councillors have not been elected to form a quorum, or in which the requirements of the Act as to the levying of a general rate have not been carried out, or in which the council has ceased for six months to exercise its functions. The Governor is authorised to appoint an administrator for a defaulting area.

**3. Annual and Capital Improved Value of Ratable Property, 1901 to 1906.**—The following table shews the annual and capital improved values of ratable property in municipalities for each year from 1901 to 1906, inclusive:—

NEW SOUTH WALES.—RATABLE PROPERTY IN MUNICIPALITIES,  
ANNUAL AND CAPITAL IMPROVED VALUES, 1901 TO 1906.

Year ended February.*	Sydney and Suburbs.		Country.		Total.	
	Annual Value.	Capital Value.	Annual Value.	Capital Value.	Annual Value.	Capital Value.
	£	£	£	£	£	£
1901 ...	5,069,630	88,116,600	2,836,130	36,429,600	7,905,760	124,546,200
1902 ...	5,188,700	90,060,600	2,920,500	37,936,300	8,109,200	127,996,900
1903 ...	5,455,270	93,413,300	2,624,890	36,606,500	8,080,160	130,019,800
1904 ...	5,669,670	96,171,600	2,681,750	38,046,700	8,351,420	134,218,300
1905 ...	5,866,860	98,857,900	2,675,200	38,355,800	8,542,060	137,213,700
1906 ...	5,974,970	101,090,900	2,741,390	39,223,700	8,716,360	140,314,600

\* The municipal year of the city of Sydney begins on the 1st January; the returns for this city are, therefore, included as up to the 31st December in the preceding year. In other municipalities the financial year begins on the first Tuesday in February.

**4. Unimproved Capital Value, Area, Population, and Rates Levied, 1901 to 1906.**—The following table shews the unimproved capital value, the area, population, number of buildings, and amount of rates levied in municipalities for each year from 1901 to 1906, inclusive:—

NEW SOUTH WALES.—UNIMPROVED CAPITAL VALUE, AREA, POPULATION,  
NUMBER OF BUILDINGS, AND TOTAL RATES LEVIED IN MUNICI-  
PALITIES, 1901 TO 1906.

Year ended February.*	Sydney and Suburbs.					Country.				
	Unimproved Capital Value.	Area.	Population.	Number of Buildings.	Total Rates Levied.	Unimproved Capital Value.	Area.	Population.	Number of Buildings.	Total Rates Levied.
	£	Acres.	No.	No.	£	£	Acres.	No.	No.	£
1901 ...	39,791,410	91,220	†487,500	†94,907	277,457	13,760,215	1,732,302	371,330	73,862	127,564
1902 ...	39,781,410		†487,000	†94,907	333,065	13,916,015	†1,711,312	†372,218	74,012	131,570
1903 ...	39,791,410		516,180	99,125	377,016	13,942,015	1,711,312	379,430	79,141	174,900
1904 ...	39,791,410		514,750	102,061	382,509	14,753,253	1,719,612	386,610	79,712	178,249
1905 ...	39,791,410		512,500	105,336	396,268	14,753,253	1,719,612	391,370	81,506	188,929
1906 ...	39,791,410		523,530	107,922	404,332	14,875,612	1,719,692	396,820	83,075	191,480

\* See footnote to preceding table. † Census, March, 1901.

**5. Revenue and Expenditure, Assets and Liabilities of Municipalities, 1901 to 1906.**—The subjoined table shews the total receipts and disbursements, and also the total assets and liabilities of the municipalities for the years 1901 to 1906, inclusive:—



## NEW SOUTH WALES.—REVENUE AND EXPENDITURE, AND ASSETS AND LIABILITIES OF MUNICIPALITIES, 1901 TO 1906.

Year ended Feb.*	Sydney and Suburbs.				Country.			
	Revenue.	Ex'pendit're.	Assets.	Liabilities.	Revenue.	Ex'pendit're.	Assets.	Liabilities.
	£	£	£	£	£	£	£	£
1901	675,631	560,586	2,476,354	2,417,642	377,751	367,416	1,326,432	674,673
1902	563,690	555,103	2,464,662	2,401,643	381,298	360,974	1,393,333	672,641
1903	685,751	613,103	2,489,917	2,427,873	372,007	390,473	1,378,472	694,560
1904	705,443	737,175	2,437,589	2,428,732	374,149	373,112	1,436,278	678,491
1905	616,292	639,445	2,421,023	2,555,732	378,107	379,781	1,508,237	693,667
1906	569,255	591,166	2,539,920	2,637,930	340,482	356,067	1,528,915	711,001

\* See footnote to preceding table but one.

6. **Expenditure by General Government on Local Works, 1901 to 1906.**—Since the year 1860 the Government of New South Wales had expended £40,180,000 on works of a purely local character, not including the amount spent on school buildings and on works of national importance. Of this sum £26,806,500 was spent in country districts, and £13,374,500 in the metropolis. The new arrangements introduced by the Local Government Act 1906 will not necessarily put an end to the direct expenditure on works of local interest by the central Government. The subjoined table shews the total amount so expended and the amount per head of population during each financial year from 1901 to 1906, inclusive, as well as the total amount up to the 30th June, 1900 :—

## EXPENDITURE BY CENTRAL GOVERNMENT ON LOCAL WORKS, 1901 TO 1906.

Year ended 30th June—	Country Districts.		Metropolitan District.		Total.	
	Expenditure.	Per Head of Estimated Population.	Expenditure.	Per Head of Estimated Population.	Expenditure.	Per Head of Estimated Population.
	£	£ s. d.	£	£ s. d.	£	£ s. d.
1860 to 1900	22,245,400	...	11,184,000	...	33,429,400	...
1901	1,061,600	1 4 6	604,400	1 4 9	1,666,000	1 4 7
1902	1,135,800	1 5 6	535,600	1 1 4	1,671,400	1 4 0
1903	839,700	1 0 0	509,400	0 18 8	1,349,100	0 19 2
1904	579,400	0 12 7	189,000	0 7 5	768,400	0 10 9
1905	456,800	0 9 8	184,500	0 7 1	641,300	0 8 9
1906	487,800	0 10 1	167,600	0 6 4	655,400	0 8 9
Total ...	26,806,500	...	13,374,500	...	40,181,000	...

Out of the total metropolitan expenditure £9,347,800 was spent on tramways, water supply, and sewerage works, which are sources of revenue, while in the country districts the cost of similar works totalled £2,268,300.

7. **Sydney Metropolitan Board of Water Supply and Sewerage.**—Prior to the year 1888 the main water supply and sewerage systems of Sydney and suburbs were under the control of the City Corporation, while several of the suburban councils had constructed local systems. For some years, however, it had been recognised that owing to the great increase in the population and size of the metropolitan area the water supply was inadequate and the sewerage system antiquated and inefficient. In 1867 a Royal Commission had been appointed to enquire into and report upon various schemes for supplying water to the city and suburbs, and in 1869 a report was sent in recommending the adoption of what is known as the "Upper Nepean Scheme." Another commission was appointed in 1875 to investigate different proposed sewerage systems, and two years later a report was presented containing certain recommendations which form the basis of the present system. After considerable discussion and further investigation an Act was passed in 1880 autho-

rising the schemes recommended by the two commissions being carried out. In the year 1888 the works had so far progressed that the Government, with the object of placing the administration of both water supply and sewerage systems throughout the county of Cumberland under the control of an independent body, passed an Act authorising the establishment of the Metropolitan Board of Water Supply and Sewerage. This Board consists of seven members, three of whom are appointed by the Government, two by the City Council, and two by the suburban and country municipalities in the county of Cumberland. The Board is under the general supervision of the Minister for Works—a provision considered necessary since the loan expenditure of the Board forms part of the public debt of the State.

**8. Metropolitan Water Supply.**—In the year 1850 authority was given by the Legislative Council to the City Corporation to construct water and sewerage works. Under this authority a water supply scheme was adopted and carried out, at a cost of nearly £1,750,000, by which the waters of the streams draining into Botany Bay were intercepted and pumped into three reservoirs. This system has now been superseded by the "Upper Nepean Scheme" referred to above, the management of which was transferred to the Metropolitan Board of Water Supply and Sewerage in May, 1888.

(i.) *The Cataract and Prospect Dams.* A work of great importance and magnitude in connection with the Sydney water supply—the Cataract dam—was completed in 1907. Prior to the construction of this dam, the system had been weak in the matter of storage, the only reservoir of any importance being that at Prospect, which was formed by the construction of an earthen dam completed in 1890, and which contains a supply available by gravitation of 5,446,000,000 gallons of water. The Prospect reservoir is supplied from the unstored waters of the Nepean, Cataract, and Cordeaux rivers by means of tunnels and conduits capable of carrying 150,000,000 gallons a day; the combined catchment area of the three rivers extends to an area of 354 square miles, and is favourably situated with regard to the coastal rainfall. The whole of this area has been acquired by the Crown, and every precaution is exercised to guard against pollution of the supply. It was found, however, in 1902—almost the direst year on record—that the Prospect reservoir was insufficient for the needs of the increasing population of Sydney and suburbs during a dry period. The Government, therefore, decided to construct additional reservoirs on the rivers forming the sources of supply, in which would be stored as much of the flood water from the available catchment area of 354 square miles as would be necessary to meet the constantly increasing requirements of the metropolis.

The first of this series of reservoirs is the Cataract dam, which was completed in 1907, and of which the catchment area above the impounding dam is about fifty-four square miles. The water released from this reservoir flows down the bed of the Cataract River to a diversion weir at Broughton's Pass, where it enters the previously existing tunnel, and is conveyed thence by a system of open canals to the Prospect reservoir. In traversing the steep and rocky bed of Cataract River the water is thoroughly aerated. The total distance travelled by the water from Cataract to Sydney *via* Prospect is 66½ miles, of which 21½ miles represents the distance from Prospect to Sydney.

The principal dimensions of the Cataract and Prospect dams are given below :—

CATARACT AND PROSPECT DAMS.

Dam.	Height above Foundation.	Width at Top.	Thickness at Bottom.	Length.	Area of Reservoir.	Capacity of Reservoir.
	Feet.	Feet.	Feet.	Feet.	Acres.	Gallons.
Cataract ...	192	16½	150	811	2,400	21,411,500,000
Prospect ...	85½	30	*	7,300	1,266½	11,029,200,000†

\* Not available. † Of which 5,446,000,000 gallons are available by gravitation.

The present population of Sydney and suburbs supplied with water from these works is estimated at 582,000. The winter consumption of water ranges from twenty to twenty-two million gallons a day, while the summer consumption and evaporation together

approximate to thirty million gallons a day. As the combined available capacity of the Cataract and Prospect reservoirs amounts to nearly 32,500,000,000 gallons, the storage available represents a supply for about 1000 days without rainfall.

(ii.) *Aqueducts and Mains.* The water is drawn off from the Prospect reservoir through a valve tower by cast-iron pipes and thence proceeds by canal, five miles in length, to the Pipe Head Basin, situated  $16\frac{1}{2}$  miles from Sydney. It is then conveyed for a further distance of five miles by two wrought-iron pipes, each six feet in diameter, to Potts' Hill reservoir, which has a capacity of 100,000,000 gallons, covers twenty-four and a half acres, and is designed to tide the city over any interruption of supply from Prospect, and to prevent fluctuation of pressure. A by-pass is laid along the floor of the reservoir to enable both six-foot mains to deliver water to Sydney direct. At Potts' Hill the water passes through a screening tank constructed of copper-gauze screens, and thence proceeds towards the city in two 48-inch cast-iron mains. The first laid main is 48-inch as far as Petersham, whence it bifurcates, one branch (48-inch) leading to Petersham reservoir, the other (42-inch) to Crown Street reservoir, where the main pumping station is situated. The new 48-inch main, completed in 1893, continues of the same diameter direct to Crown Street. The main pumping plant consists of three pairs of compound high-duty pumping engines. The first set is capable of raising 400,000 gallons per hour to the Centennial Park reservoir, a height of 104 feet above the pumps, at which place a new covered reservoir, of a capacity of 18,500,000 gallons, has been constructed for the purpose of ensuring a larger bulk of water within the city limits; the second set is capable of raising 210,000 gallons per hour to the Woollahra reservoir, a height of 140 feet, and also of raising 200,000 gallons per hour to Waverley, a height of 220 feet above the pumps; while the third set is capable of raising 100,000 gallons per hour to the Waverley tanks.

(iii.) *Storage Reservoirs.* In connection with the water supply there are in all twenty-nine service reservoirs, with a total maximum capacity of 47,216,000 gallons. An auxiliary pumping station at Ryde has been erected for the supply of North Sydney. The station receives its supply either from Potts' Hill reservoir, through a 24-inch diameter pipe, or through a new 32-inch steel main from the Pipe Head Basin. Both these mains discharge into a reservoir, from which the water is pumped to a 1,000,000-gallon tank at Ryde, 234 feet above high-water mark, and by a continuation of the same main into another tank at Chatswood, at an elevation of 370 feet above high-water mark. The pumping plant consists of two vertical compound pumping engines, each of 146 I.H.P., and each capable of lifting 2000 gallons per minute against the maximum head. A 9-inch main extends over the Parramatta and Iron Cove bridges to supply the heights of Balmain.

(iv.) *Revenue, Expenditure, and Capital Cost of Sydney Waterworks.* The following table gives particulars as to the revenue, expenditure, and capital cost of the metropolitan waterworks for each financial year from 1901 to 1906:—

SYDNEY WATERWORKS.—REVENUE, EXPENDITURE, AND CAPITAL COST,  
1901 TO 1906.

Year Ended 30th June.	Revenue.	Working Expenses.	Total Capital Cost.	Capital Cost exclusive of Items on which Interest is not charged.	Percentage of Working Expenses to Revenue.	Percentage of Revenue to Capital Cost.	Interest Payable on Capital Cost.	Net Profit after Working Expenses and Interest.
	£	£	£	£	%	%	£	£
1901	203,348	49,270	4,676,479	4,300,552	24.22	4.72	152,333	1,745
1902	223,201	57,360	4,800,585	4,423,203	25.69	5.04	162,262	3,579
1903	220,745	71,139	4,866,942	4,489,560	32.22	4.91	159,773	—10,167†
1904	222,827	58,929	4,922,038	4,544,656	26.44	4.90	163,314	584
1905	251,503	66,015	4,608,581	4,434,991	26.24	5.67	156,372	29,116
1906	270,263	64,487	4,847,978*	4,674,341	23.86	5.78	164,216	41,560

\* As adjusted by the Committee appointed to investigate the capital accounts of the Board in May, 1904. † Represents a loss.

(v.) *Quantity of Water, Number of Houses, and Population Supplied, 1901 to 1906.* The following table gives various particulars shewing the increase in the supply of water in Sydney and suburbs from 1901 to 1906:—

SYDNEY WATERWORKS.—NUMBER OF GALLONS, HOUSES, AND  
POPULATION SUPPLIED, 1901 TO 1906.

Year Ended 30th June.	Number of Houses Supplied.	Estimated Population Supplied.	Average Daily Supply.	Total Supply for the Year.	Aver. Daily Supply.		Mains Laid.
					Per House.	Per Head of Estimated Population.	
	No.	No.	Gallons.	Gallons.	Gallons.	Gallons.	Miles.
1901	98,298	491,000	21,582,677	7,877,677,191	219	43.95	40
1902	101,966	509,000	21,906,362	7,995,822,150	205	43.03	44
1903	104,681	523,000	16,895,867	6,166,991,500	162	32.30	30
1904	109,191	546,000	18,690,025	6,840,549,200	171	34.23	14
1905	112,343	561,715	21,712,832	7,925,183,659	195	38.65	36
1906	116,202	581,010	22,393,300	8,173,554,847	192	38.54	60

Graphs relating to the water supply of Sydney for the past ten years may be found on page 859 hereinafter.

(vi.) *Other Water Supply Systems under the Metropolitan Board.* In addition to the main metropolitan water supply system there are three other systems within the County of Cumberland managed by the Metropolitan Board. (a) The Richmond waterworks are entirely unconnected with the Sydney supply. The system consists of a small pumping station on the left bank of the Hawkesbury River, just below the confluence of the Grose and Nepean, a 6-inch supply main, four miles in length, and five and one-eighth miles of 3-inch and 4-inch reticulation mains. (b) The Wollongong waterworks are also unconnected with the Sydney supply. The source of supply is the Cordeaux River and the catchment area is 2400 acres in extent. The total capacity of the reservoir is 173,000,000 gallons and the total length of the main about nineteen miles. The town, of which the population is about 3700, is well reticulated with 4-inch and 3-inch pipes. (c) The Manly waterworks are supplied by a special catchment area of about 1300 acres, and are also connected with the metropolitan system by a 10-inch main from Mosman, crossing Middle Harbour, with ball and socket pipes. There are two horizontal compound duplex pumps, each having a capacity of 1,000,000 gallons in seventeen hours. (d) The water-supply for the districts of Campbelltown, Camden and Narellan, and Liverpool is not drawn from the main Sydney supply through Potts' Hill, but is received by gravitation from the upper canal at Prospect.

**9. Metropolitan Sewerage System.**—The system which is now under the control of the Metropolitan Board of Water Supply and Sewerage comprises the old and new systems. The old system was initiated by the City Commissioners in 1853, and continued by their successors, the present City Council, since their incorporation in 1857. The old system was designed on the principles of what is known as the "combined system," and comprises four main outfalls, with subsidiary sewers along the principal streets; these, in turn, receive the reticulation sewers of the minor thoroughfares. The four main outfalls discharged directly into the harbour, and the consequent pollution of the water and menace to public health led to the appointment of a commission to enquire into the best means of diverting the sewage from the harbour, and of disposing of it when thus diverted. The new intercepting system is the outcome of the labours of that commission. At the time of the transfer, in 1889, of the original sewerage works to the Metropolitan Board there were 70½ miles of old city sewers in existence. The new system adopted is on the lines of the partially "separate system," and intercepts all sewage from the gravitation zone—i.e., from above a contour line about forty feet above high-water.

mark; while the sewage from the low level areas—i.e., from below that contour line, is eventually pumped into the gravitation sewers. The new scheme provides for two main outfalls, (a) the northern, and (b) the southern.

(i.) *The Northern System* discharges into the Pacific Ocean, and will, when the low-level systems are complete, take all sewage previously discharged into the harbour. The discharge is near Bondi, and at this place a large chamber has been constructed in the sandstone rock. From this chamber two channels bifurcate, so as to ensure a free discharge during either northerly, easterly or southerly gales, while above the chamber a shaft has been erected for ventilation and escape of air when the sea breaks into the discharge tunnels. The northern system receives sewage from Waverley, Bondi, Woollahra, Paddington, Elizabeth Bay, Double Bay, Darling Point, Rushcutters' Bay, the Glebe, and portions of Annandale, Leichhardt, and Balmain. Stormwater channels have also been constructed at various points to carry off the superfluous water after heavy rainfalls. The work in connection with the whole of the northern system was carried through varying formations; in some instances the stratum was indurated sandstone, in others shale, clay, and water-charged driftsand. Concrete enters largely into the constructional works, the lining of rock tunnels being principally bluestone concrete rendered with cement mortar, and wherever the outfall sewer crossed natural creeks or water-courses offlet and scour valves have been provided.

(ii.) *The Southern System* has its discharge into the sewage farm near Botany Bay, and passes from the main outfall into the screening chambers of the inlet house. The chambers, which intercept all extraneous matter before the sewage passes to the syphon-well, are in duplicate and controlled by valves, so that when one series is in use the other is being cleared out. The silt caught on the screens is forced through a pipe by means of compressed air into a wrought-iron silt tank, from which it is distributed over the farm in trucks drawn by a small locomotive, while the sewage flows from the syphon-well along a main carrier, and is distributed by means of valves over the irrigation beds and settling tanks. A portion of the area of the sewage farm has been cultivated, and fair crops have been grown, but it is stated that some course of treatment is necessary for this particular class of sewage, which contains a large amount of grease from the boiling-down establishments, before it can be utilised for agricultural purposes. The southern main outfall receives the drainage from Alexandria, Waterloo, Erskineville, Newtown, and parts of the Surry Hills district.

(iii.) *The Western System.* In addition to the two main outfalls already mentioned a subsidiary outfall called the western outfall has recently been constructed to deal with the sewage of the western suburbs. This starts at a receiving chamber at one end of the sewage farm, and runs in an open channel across portion of the sewage farm to another receiving chamber. From this chamber it continues in 6 ft. circular triplicate sewers to a penstock chamber in Premier Street, Marrickville, being carried on aqueducts over low-lying ground. The latter chamber receives the sewage from the eastern, northern, and western branch sewers, and drains part of Marrickville, Petersham, Stanmore, Newtown, Leichhardt, Annandale, Camperdown, Summer Hill, Ashfield, Enfield, Burwood, Five Dock and Concord.

(iv.) *Other Systems.* Another branch outfall has been constructed at Coogee, which discharges into the ocean and serves the districts of Randwick, Kensington, and Coogee. On the northern side of the city extensive works have been completed, and in the borough of North Sydney septic tanks were built in 1899 to deal with the sewage, while at Middle Harbour, Mosman and Manly ample provision has been made for the sanitation of the districts.

(v.) *Revenue, Expenditure, and Capital Cost of Sydney Sewerage Systems.* The following table gives particulars as to the revenue, expenditure, and capital cost of the metropolitan sewerage systems during each year from 1901 to 1906:—

**SYDNEY SEWERAGE SYSTEMS.—REVENUE, EXPENDITURE, AND  
CAPITAL COST, 1901 TO 1906.**

Year ended the 30th June.	Revenue.	Working Expenses.	Capital Cost.	Capital Cost, exclusive of Items on which Interest is not Charged.	Percentage of Expenditure to Revenue.	Percentage of Revenue on Capital Cost.	Interest Payable on Capital Cost.	Profit or Loss after Payment of Working Expenses and Interest.
	£	£	£	£	%	%	£	£
1901	125,290	45,395	3,280,427	3,066,147	36.23	4.05	106,475	*—26,580
1902	135,441	45,884	3,396,582	3,182,302	33.87	4.25	111,035	*—21,478
1903	145,666	46,747	3,591,155	3,365,155	32.09	4.32	117,496	*—18,577
1904	156,274	44,458	3,763,234	3,562,741	28.44	4.38	124,819	*—13,003
1905	213,937	54,313	4,265,424	3,774,264	25.38	5.66	134,563	25,061
1906	220,629	55,368	4,330,397	3,828,495	25.09	5.76	134,527	30,734

\* Represents a loss.

(vi.) *Number of Houses Drained, Population, and Length of Sewers in Sydney Metropolitan Sewerage Systems.* The following table gives particulars as to the number of houses drained, the population, and the length of sewers within the Sydney metropolitan area for each year from 1901 to 1906:—

**SYDNEY SEWERAGE SYSTEMS.—NUMBER OF HOUSES DRAINED,  
POPULATION, AND LENGTH OF SEWERS, 1901 TO 1906.**

Year ended the 30th June.	Number of Houses Drained.	Estimated Population Served.	Total Length of Sewers.	Total Length of Storm-water Drains.	Ventilating Shafts Erected.	Sewers Ventilated.
	No.	No.	Miles.	Miles.	Feet.	Miles.
1901 ...	75,416	370,000	515.62	25.91	194,667	450.0
1902 ...	82,644	413,000	550.40	27.37	236,855	552.0
1903 ...	78,620	400,000	588.38	37.27	239,767	595.0
1904 ...	82,215	410,000	610.73	38.76	252,977	614.0
1905 ...	85,958	430,000	630.42	44.71	256,535	621.7
1906 ...	88,881	444,405	656.84	44.82	264,255	636.0

(vii.) *Assets and Liabilities.* The assets and liabilities of the water and sewerage services are not now kept separate. The following statement, however, shews the aggregate amounts for the year ended the 30th June, 1906:—

**SYDNEY METROPOLITAN BOARD OF WATER SUPPLY AND SEWERAGE.—  
ASSETS AND LIABILITIES ON THE 30TH JUNE, 1906.**

Assets.			Liabilities.		
		£			£
Sewerage works ...	...	4,325,397	CAPITAL DEBT, SEWERAGE—		
Water supply works...	...	4,812,978	Interest bearing ...	...	4,119,135
Stores, working plant, etc.	...	36,125	Non-interest bearing	...	211,262
Rates outstanding ...	...	24,319	CAPITAL DEBT, WATER SUPPLY—		
Other assets ...	...	184,964	Interest bearing ...	...	4,674,342
			Non-interest bearing	...	173,636
			Rates overpaid	...	319
			Other liabilities	...	112,152
			Balances of revenue accounts...	...	92,937
Total ...	...	£9,383,783	Total.	...	£9,383,783

**10. The Hunter District Water Supply.**—The waterworks of the Lower Hunter were constructed by the Government under the provisions of the Country Towns Water Supply and Sewerage Act of 1880. In 1892 a special Act was passed establishing an independent Board to control the works. This Board consists of seven members, of whom three are nominated by the Governor, one elected by the Newcastle Municipal Council, two by the adjacent municipalities, and one by the municipalities of East and West Maitland and Morpeth. The following municipalities and incorporated areas are within the area of the Board's jurisdiction :—

*Newcastle Division.*—Adamstown, Argenton, Ash Island, Boolaroo, Carrington, Hamilton, Hexham, Holmesville, Lambton, Merewether, Minmi, Newcastle, Plattsburg, Wallsend, Waratah, and Wickham.

*Maitland Division.*—Abermain, Bolwarra, East Greta, Heddon Greta, Hinton, Homeville, Kurri Kurri, Lorn, East and West Maitland, Morpeth, Oakhampton, Pelaw Main, Rutherford, Stanford Merthyr, Telarah, and Weston.

(i.) *Description of Waterworks.* The water supply is pumped up from the Hunter River about a mile and a half from West Maitland, the engines being situated above flood level on a hill about forty-four chains from the river. At the pumping station there is a settling tank of 1,390,500 gallons capacity, four filter beds, a clear water tank holding 589,500 gallons, and a storage reservoir of 172,408,100 gallons capacity. The filtered water is pumped from the clear water tank into two summit reservoirs, one of which is connected by a 10-inch cast-iron main  $4\frac{1}{2}$  miles in length, and supplies East and West Maitland, Morpeth, and Maitland, while the other is fed by two rising mains, one riveted steel pipe  $20\frac{3}{4}$  in. diameter, and a 15-inch cast iron main,  $5\frac{1}{2}$  miles long, and supplies the other districts under the control of the Board. In seven of these districts reservoirs having a total capacity of nearly 4,000,000 gallons are supplied by gravitation. On the hill at Newcastle there is also a high-level iron tank with a capacity of 20,000 gallons, which is supplied by a small pumping engine on the roof of the Newcastle reservoir.

(ii.) *Capital Cost, Revenue, and Expenditure, 1901 to 1906.* By the Act of 1892 referred to above and an Amending Act of 1894 the capital debt of the Board was to be liquidated by annual instalments distributed over 100 years with interest at  $3\frac{1}{2}$  per cent. By a further amending Act of 1897 the repayment of expenditure on permanent works was abrogated, and the annual instalments were to be paid in liquidation of the cost of renewable works to be fixed by the Government from year to year. In the subjoined table particulars are given as to the capital cost, revenue, and expenditure, and also as to the number of houses and population supplied for each financial year from 1901 to 1906, inclusive :—

**THE HUNTER DISTRICT WATER SUPPLY BOARD.—CAPITAL COST, REVENUE, EXPENDITURE, NUMBER OF HOUSES, AND POPULATION SERVED, 1901 TO 1906.**

Year ended 30th June	Revenue.	Working Expenses (including Interest).	Capital Cost.	Houses Supplied.	Estimated Population Served.	Supply.	
						Daily Average.	Total.
	£	£	£	No.	No.	Gallons.	Gallons.
1901 ...	27,405	30,948	485,835	9,086	45,400	1,005,000	366,889,000
1902 ...	29,558	32,109	494,644	9,875	49,400	1,119,000	408,508,000
1903 ...	31,102	32,217	500,784	10,522	52,600	1,113,000	406,172,000
1904 ...	31,860	32,361	515,565	11,100	55,500	1,093,000	399,954,000
1905 ...	34,486	33,714	533,270	12,167	60,800	1,266,000	461,936,000
1906 ...	40,801	34,801	544,798	12,968	64,800	1,479,000	539,654,900

1. Based upon statement referred by the Minister for Works to the Board for report. The debt has not yet been finally determined.

The operations of the Hunter District Board are at present entirely confined to water supply, but a sewerage scheme is in course of construction by the Public Works Department, and when completed will be handed over to the Board.

**11. Water Supply and Sewerage in Country Towns.**—With the object of assisting municipalities to construct systems of water supply and sewerage, the Country Towns Water Supply and Sewerage Act of 1880 was passed. Under this Act the amount for carrying out the works is advanced by the State, and the municipality has the option of undertaking the construction of the works, failing which the Government undertakes the duty. Municipalities which avail themselves of the provisions of the Act are empowered to levy a rate for each service not exceeding a maximum of 5 per cent. on the assessed value of land and tenements, in addition to the ordinary municipal rates. The original Act, as amended in 1894 and in 1905, provides that the sum advanced, with interest at 4 per cent. per annum, must be repaid by a maximum number of 100 yearly repayments, and also provides for the issue of licenses to workmen, for the recovery of rates, and for making by-laws for the assessment of lands and other purposes.

(i.) *Waterworks.* Up to the 30th June, 1905, thirty-six country municipalities had availed themselves of the privileges of the Act as regards waterworks, all of which at that date had been completed and handed over by the Government. The total amount expended on these works was £612,622, and the total of the sums payable annually for a period of 100 years was £22,152, the first repayments having become due at various dates ranging from the end of the year 1893 to the end of 1904. In the calculation of these repayments the interest on the expenditure has been added, and any payments by the councils, as well as sums remitted under the authority of the Act, have been deducted.

- (a) In addition to those above mentioned, waterworks were proposed, or in course of construction, under the Act at thirty-five country towns, the total amount expended thereon up to the 30th June, 1905, being £303,236.
- (b) Thirteen municipalities have constructed works out of their own resources, and of these seven have also new works constructed by the Government. The estimated values of the works constructed by the municipalities on the 6th February, 1905, were £72,051.
- (c) The waterworks at Broken Hill and Silverton were constructed by a private company under a special Act of Parliament passed in 1888, but a scheme for the supply of Broken Hill is now being carried out by the Government.

(ii.) *Sewerage Works.* Only ten municipalities have taken advantage of the provisions of the Act with respect to carrying out of sewerage works in country towns. A number of municipalities have constructed sewerage systems altogether apart from the Act, and of these some have been taken over by the Metropolitan Board, while others will eventually form part of the general scheme for the metropolitan area. Up to the 30th June, 1905, only three of the sewerage works constructed under the Act had been handed over; the amount payable annually to the State Government for these three works was £214, while the balance due, including arrears, amounted to £4887. At the same date seven other sewerage works were proposed and in course of construction under the Act, the total amount expended to date being £43,001.

**12. Municipal Gas and Electric Lighting Works.**—Under the old Municipalities Acts municipal councils were authorised to construct works for public lighting, and were empowered to provide private consumers with gas, but electric lighting schemes could not be carried out excepting under the authority of a special Act. Under the Local Government Act 1906 the duty of lighting streets, roads, and public places is imposed on the councils, who may, if they desire, acquire power to construct and maintain works for the supply of electricity. In February, 1905, there were twenty-five municipal gas-works in New South Wales, the value of the plant being £184,900; of these three were acetylene gas plants valued at £460. At the same date six municipalities, Sydney, Red-



fern, Newcastle, Penrith, Tamworth, and Young, had erected electric-lighting plants, the total value of which was £303,215. Of this sum £251,215 had been spent on the city of Sydney electric-light plant, which was first brought into use in July, 1904, since which time great progress has been made and electric lights have been installed in all the public parks and the more important streets and roads.

**13. Fire Brigade Boards.**—Under the provisions of the Fire Brigades Act of 1902, which repealed the Act of 1884, a Metropolitan Fire Brigade Board and forty-two country boards have been established. The expense incurred in maintaining the metropolitan brigade is shared equally by the Government, the municipalities within the metropolitan area, and the various fire insurance companies. The country boards also are subsidised by the Government, the municipalities interested, and the insurance companies.

(i.) *The Metropolitan Fire Brigade Board* consists of six members, viz.—the chairman, appointed by the Government, and five elected members, one of whom is appointed by the Municipal Council of Sydney, one by the other municipalities within the proclaimed area, two by the fire insurance companies, and one by the volunteer fire companies. The municipalities contribute *pro rata* to the assessed value of ratable property in their respective districts, and the fire insurance companies proportionately to the net risks held on properties within the metropolitan district. Sydney Harbour is outside the jurisdiction of the Board, but by an agreement entered into in October, 1905, between the Harbour Trust and the Fire Brigades Board it is provided that in all cases of fire occurring on board any vessel in the port, the Trust's brigade shall work under the direction of the superintendent of fire brigades. The Trust possesses two vessels fitted with fire-fighting appliances; these vessels are always under steam, and in readiness for any emergency. There are fifteen stations belonging to the metropolitan brigade, employing in all 168 firemen; telephones connected with these stations are placed in fire-alarm boxes in the important localities of the city and suburbs. There are also twenty-three volunteer fire companies within the metropolitan area, having 237 firemen on their rolls; these companies are registered at the offices of the Board and subject to the inspection and orders of the superintendent of the metropolitan brigade.

(ii.) *Receipts and Disbursements of Metropolitan Board with Total Amounts at Risk, 1902 to 1905.* The subjoined table shews the actual receipts and disbursements of the Metropolitan Board, and also the total amounts of risks held by the insurance companies within the metropolitan area for each year from 1902 to 1905, inclusive :—

**SYDNEY METROPOLITAN FIRE BRIGADES' BOARD.—RECEIPTS AND DISBURSEMENTS, ALSO TOTAL AMOUNTS AT RISK, 1902 TO 1905.**

Year.	Receipts.					Disbursements.	Net Risks.
	From Government.	From Municipalities.	From Fire Insurance Companies.	From other Sources.	Total.		
	£.	£	£	£	£	£	£
1902 ...	10,200	10,281	10,235	1,981	32,697	37,128	71,750,461
1903 ...	15,150	15,323	15,150	2,498	48,121	42,055	73,083,028
1904 ...	14,000	13,942	14,000	3,293	45,235	45,235	75,147,807
1905 ...	14,300	14,147	14,300	6,395	49,142	49,142	78,108,749

(iii.) *Country Fire Brigade Boards.* Forty-two country Boards have been established under the Act. These Boards are entitled to receive subsidies from the Government. Owing to an ambiguous clause in the statute the insurance companies and municipalities do not always consider themselves called upon to contribute to the expense of maintenance of the brigades as defined by the Act. In addition to the Boards constituted under the Act there were at the end of the year 1905 seventy-nine country fire

brigades in existence, towards the support of which the several municipalities generally contribute. In many country districts volunteer fire brigades have been established for the purpose of dealing with bush fires.

**14. Sydney Harbour Trust.**—The establishment of this Trust was the direct outcome of the outbreak of bubonic plague in the port of Sydney in the early part of the year 1900. It was proved that this disease was due to the introduction of plague-stricken rats in vessels arriving from ports in which the disease had made its appearance. As a consequence the whole of the foreshores of the harbour, together with certain adjoining wharves, stores, dwelling houses, and other properties, were vested in a body of trustees. The Trust was established by an Act which came into force on the 11th February, 1901. Under this Act an independent body of three Commissioners was created for the purpose of administering the affairs of the harbour and of fostering its interests, each commissioner being entitled to hold office for seven years, subject to certain conditions. This Board of Commissioners is invested with the exclusive control of the port and shipping, lighthouses, beacons, buoys, wharves, and docks (with the exception of wharves and docks constructed on land which has been alienated from the Crown), in Sydney Harbour, and is empowered to levy certain tolls, dues, rates, rents, and charges, and to resume or purchase lands and buildings. Prior to the establishment of the Trust, the extensive foreshores of the port offered opportunities to private individuals of acquiring water frontages, which enabled them to participate in the revenue to be derived from the wharfage and tonnage rates as prescribed by the various Acts. This alienation of the water frontages was in return for comparatively small payments. In effect this deprived the Crown of an annual revenue which, under other circumstances, might have been applied to the maintenance of the port. One of the greatest changes made by the Sydney Harbour Trust Act was the alteration of the basis upon which wharfage is charged, so that goods which do not use the wharf, but are lightered overside, are subject to wharfage. The Act embodied the wharfage schedule appended to the Wharfage and Tonnage Rates Act of 1880, by which the inward rates were fixed at one shilling and eightpence per ton, and the outward at tenpence; but it did not provide for any reduced rate for transshipment goods arriving from overseas as had previously been allowed, although it gave the Commissioners power to make or to recommend certain exemptions and to increase the inward wharfage to three shillings per ton measurement, or to four shillings per ton dead-weight. During the year 1901 the Commissioners recommended the Government to increase the inward rates to two shillings and sixpence per ton and to abolish outward wharfage, and these recommendations were duly endorsed by the Executive Council. Liberal concessions were also made with regard to transshipment goods arriving from overseas. All goods produced or manufactured within the State of New South Wales were exempt from wharfage rates until the Sydney Harbour Rates Act 1904 was passed. Under this Act a schedule of wharfage charges was provided for, a small charge of fivepence per ton being imposed on all goods transhipped; important amendments were also made in the old tonnage rates charges (which had been in existence since 1880), with the result that many vessels which previously escaped payment have now to pay a fair charge for the use made of the wharfage accommodation provided by the Trust. Considerable improvements have been made by the Commissioners in the wharfage accommodation of the port and in the sanitary condition of the area vested in the Trust by the construction of new jetties, sheds, offices, and waiting rooms; by dredging and by preventing the pollution of the waters of the port; by opening up new roads; and by taking means to prevent rats and other vermin from finding a harbourage in the produce stores and in the vicinity of the wharves.

(i.) *Revenue, Expenditure, and Capital Cost.* The subjoined table gives particulars of the revenue and expenditure of the Trust, and also shews the total capital debt for properties, etc., vested in the Commissioners; the amount of interest payable on the debt, and the balance of revenue after deducting expenditure, interest, and the amount of the Commissioners' salaries.

**SYDNEY HARBOUR TRUST.—REVENUE, EXPENDITURE, CAPITAL DEBT,  
INTEREST, AND BALANCE, 1901 TO 1906.**

Year ended the 30th June—	Revenue.				Expenditure.	Total Capital Debt.†	Interest.‡	Balance.§
	Wharfage Rates.	Tonnage Rates.	From Other Sources.	Total.				
	£	£	£	£	£	£	£	£
1901* ...	42,841	3,208	12,326	58,375	9,983	...	...	...
1902 ...	127,197	9,824	82,626	219,647	75,692	...	...	...
1903 ...	147,718	3,762	104,665	256,145	82,185	...	...	...
1904 ...	117,214	5,715	138,748	261,677	80,032	5,091,372	180,257	—2,612
1905 ...	111,891	7,076	134,614	253,581	73,845	5,112,194	182,962	—7,226
1906 ...	143,625	6,935	120,129	270,689	76,304	5,155,289	180,951	9,434

\* For the period from 11th February to the 30th June, 1901. † Not determined until the year 1904. ‡ The amount of interest has been computed by taking the rate of interest on the total capital debt of the State. § After deducting expenditure, interest, and also £4000 per annum for Commissioners' salaries. || Represents a loss.

(ii.) *Dredging and Towing.* The subjoined statement gives particulars of the dredging and towing done by the five dredges and the six tug boats owned by the Trust:—

**SYDNEY HARBOUR TRUST.—PARTICULARS OF DREDGING AND TOWING,  
1901 TO 1906.**

Year.	Dredging.			Towing Dredged Material.		
	Tons Dredged.	Total Expenditure.	Expenditure per Ton.	Miles run Towing.	Total Expenditure in Towing.	Expenditure per Mile Towing.
	Tons.	£	Pence.	Miles.	£	Pence.
1901* ...	317,500	3,696	2.79	29,277	2,849	23.35
1902† ...	320,740	5,112	3.75	25,993	2,825	26.08
1903 ...	783,374	12,486	3.82	65,444	8,037	29.47
1904 ...	629,792	11,829	4.50	55,216	7,404	32.18
1905 ...	490,045	8,808	4.31	46,542	5,378	27.73
1906 ...	489,610	8,311	4.08	39,301	5,207	31.78

\* From the 11th February to the 31st December, 1901. † For the six months ended 30th June, 1902.

15. **Local Option.**—Particulars with regard to the working of the Acts relating to the subject of local option in the several States are not generally available. It is proposed to deal with this subject in a future issue of this book.

16. **Municipal Association of New South Wales.**—The objects of this association are to watch over and protect the interests, rights, and privileges of municipal corporations, to take action with reference to any subject affecting municipal bodies or municipal legislation, and to promote the efficient carrying out of municipal government throughout the State. The association was established in January, 1893. Monthly and annual reports are issued to, and legal advice is obtained by councils through membership. A conference of delegates representing the subscribing councils is held annually.

### § 3. Victoria.

1. **Development of Types of Local Authorities.**—In Victoria there are now two types of municipal institutions, (a) boroughs, including cities and towns, and (b) shires, and although they are now dealt with by the same Act their origin was distinct, and in the early days of the development they were provided for by independent enactments. Melbourne and Geelong, the latter of which was for many years the second largest town in the State, having been incorporated under special statutes prior to the establishment of a general system of local government, are not subject to the provisions of the Local

Government Acts except in a few comparatively unimportant details. Melbourne was incorporated as a town in 1842, and as a city in 1847; Geelong was incorporated as a town in 1849.

Further particulars relating to the city of Melbourne are given in a summary at the end of this section.

(i.) *Institution of Road Districts.*—The Imperial Act of 1842, under which the Governor of New South Wales was authorised to form districts for the purposes of self-government, has already been referred to. This Act was succeeded by the Act of 1850, under which the district of Port Phillip was separated from New South Wales, and which provided that the proclamation of districts (under the Act of 1842) which had not been followed by an election of councillors should be void, and where councillors had been elected the letters patent forming such districts could be revoked by petition. For the future such districts were only to be incorporated upon petition of the inhabitants to the Governor, who was authorised to establish elective district councils, with power to frame by-laws for making and maintaining roads and bridges, establishing schools, and levying local tolls and rates. The necessity for a more comprehensive scheme of local government soon became apparent, owing to the increase of settlement on the land which followed the excitement of the gold rush, and in 1852 two committees of the Legislative Council were appointed, one to enquire into the operations of district councils which had been established, the other to report generally upon the condition of the roads and bridges in the State, and as to how the funds for their construction and maintenance could be best expended. The report of the latter committee was of considerable value, because it formed the basis of the first Victorian Act which provided a scheme for the local government of country districts, namely the Roads Act of 1853. Under this Act a distinction was made between main roads and parish or cross roads. The Governor was authorised to declare any part of the colony to be a road district; main roads were placed under the care of a central Road Board with an Inspector-General and staff, while parish roads were to be made and maintained by the district councils, who were empowered to levy rates for the purpose.

(ii.) *Establishment of Shires and Extinction of Road Districts.* The Act of 1853 continued in force for ten years, when it was repealed, and its provisions amended and consolidated in the Road Districts and Shires Act 1863. By this Act the central Road Board was abolished, and the establishment of shires and shire councils was authorised. Any district having an area of not less than 100 square miles and a revenue from general rates of not less than £1000 might be incorporated as a shire, the duties and powers of which were the same as those of the districts, but additional privileges, such as power to raise loans and to grant licenses, were conferred upon the shires. Provision was also made for the regulation of the proceedings of shire councils, the preparation of voters' lists, elections, accounts, revenue, rates, auditors, and other matters, and these provisions have been substantially continued in later Acts. The result of the Act of 1863 was that the road districts were gradually developed into or were absorbed by the shires, and the next important measure which was passed, the Shires Statute Act of 1869, recognised only the latter, and with respect to shires retained the principal features of the preceding Act.

(iii.) *Constitution of Urban Municipal Districts and Boroughs.* In the meantime suburban districts and country towns were growing up, and in the year 1854 an Act was passed for the establishment of municipal boroughs in Victoria. Provision was made whereby any district having an area of not less than nine square miles, no part of which was more than six miles from any other part, and having a population of not less than 300, might, on petition, be constituted a municipal district. This Act, which thus originated those municipalities now known as boroughs (including cities and towns), was amended and repealed by the Municipal Institutions Consolidating and Amendment Act 1863, which re-enacted the principal features of the previous Act. These features are practically the same as those which now prevail with regard to boroughs. The Act of 1863 was in turn amended from time to time, and the law relating to boroughs was consolidated in 1869 by the Boroughs Statute Act.

(iv.) *Legislation applying to all Types of Municipalities.* Both the Shires Statute Act and the Boroughs Statute Act of 1869 were repealed and their provisions amended and consolidated by the Local Government Act 1874, which, after further improvements and extensions, was in turn consolidated by the Local Government Act 1890, which was itself amended from time to time. In 1899 a select committee of the Legislative Assembly was appointed to enquire into and to report upon the working of the Act of 1890 and to suggest amendments required in the law relating to local government. This committee was subsequently constituted a Royal Commission, and in 1902 issued a report to which was appended the draft bill which became the Local Government Act 1903, the provisions of which now regulate the working of municipalities in the State.

**2. Local Government Systems now in Operation.**—Local government is now administered under the Act of 1903 throughout the whole of the State, with the exception of about 600 square miles in the mountainous parts of the county of Wonnangatta, and about sixty-four square miles in French Island.

(i.) *Constitution of Municipalities.* Provision is made for the continuation of municipalities established under previous Acts and for the constitution of new ones.

(a) *Shires.* Any part of the State containing ratable property yielding, upon a rate not exceeding one shilling in the pound, a sum of £1500 may be constituted a shire upon petition of at least fifty inhabitants.

(b) *Boroughs.* Any part of the State, not exceeding in area nine square miles, and having no point distant more than six miles from any other point, and containing a population of not less than 500 and ratable property yielding, upon a rate not exceeding one shilling in the pound, a sum of £300 may be constituted a borough upon petition of at least 250 resident householders. Any borough having during the preceding financial year a revenue of £10,000 may be declared a town, or having a revenue of £20,000 may be declared a city upon petition under the common seal of such borough. Provision is also made for severing any part of a municipality and annexing the same to an adjoining municipality; for dividing municipalities into any number of subdivisions not exceeding eight; and for uniting two or more boroughs which form one continuous area so as to form one borough.

(c) *Townships.* Upon petition signed by not less than twenty-five ratepayers resident in any portion not exceeding three square miles in extent of any shire and distant more than ten miles from the boundaries of the city of Melbourne, the Governor may with the consent of the municipal council proclaim such portion a township.

(ii.) *The Municipal Council.* It is provided by the Act of 1903 that, in the case of existing municipalities, the council shall consist of the number of members assigned to it at the commencement of the Act, but, when the number of members is determined under the Act, such number shall be, in case the district is not subdivided, some multiple of three, not less than six nor more than twenty-four, and, in case such district is subdivided, the number produced by the return of three councillors for every subdivision. Every person liable to be rated in respect of property in the municipal district of the ratable value of £20 at the least is qualified to hold the office of councillor in any municipality, provided that no female, nor any undischarged bankrupt, nor a person attainted of treason or convicted of felony shall be so qualified. Other persons may also be disqualified on the ground of interest. Provision is made for the retirement of one-third of the councillors annually in rotation, and for the election and privileges of the chairman, who is styled the mayor of a borough and the president of a shire.

(iii.) *The Municipal Electorate.* Every person who on the 10th June in any year has attained the age of twenty-one years, and is liable to be rated in respect of property within a municipal district, in respect of which all rates made before the 10th March of the year have been paid, is entitled to be enrolled as a voter, but no person may be

enrolled in respect of property rated under £5 a year, unless there is a house on the property, and he resides there. The occupier and the owner of any ratable property may not be both enrolled in respect thereof, the former having the right to be enrolled instead of the latter. Corporations liable to be rated may appoint not more than three persons to be enrolled in their place. Joint occupiers and owners, not exceeding three, are each entitled to be enrolled, and in case more than three persons are rated in respect of any property, those whose names stand first in order upon the rate last made or upon the last valuation and return are so entitled. All persons who are not entitled to be enrolled by reason solely of non-payment of rates may be placed on a separate voters' list, and for the purpose of enabling them to vote at elections of members for the State Parliament they may be included in the rolls of ratepaying electors therefor if duly qualified in other respects. Plurality of votes is allowed on the scale shewn in the following statement:—

**VICTORIA.—PROPERTY QUALIFICATIONS FOR ENROLMENT AS  
MUNICIPAL VOTER.**

Number of Votes.	Annual Ratable Value of Property.	
	Boroughs (including Cities and Towns).	Shires.
1	Under £50.	Under £25.
2	From £50 to £100.	From £25 to £75.
3	£100 and upwards.	£75 and upwards.

Voters' lists are prepared annually by collectors appointed for the purpose; provision is made for the revision of the lists, for the time and place of holding elections, for the nomination of candidates, for the application of the Voting by Post Act 1900; for the appointment of officers, and for the meetings and proceedings of councils.

(iv.) *Powers and Functions of Councils.* Municipal councils are empowered to make by-laws for a great number and variety of purposes, of which the most important are as follows:—The control and regulation of roads and streets, buildings, wharves, and public places, of nuisances, passenger vehicles, carters, boatmen, and porters; the regulation and maintenance of water-supply, sewerage, drainage, and lighting; the establishment and control of fairs and public sales, labour marts and offices; the preservation and management of commons and public reserves; the regulation of traffic and hoardings; the public health and the prevention of contagious or infectious diseases, and generally for maintaining the good rule and government of the municipality. Councils are authorised to undertake the supply of light, heat, or motive power for public or private purposes; they may construct and maintain tanks, dams, and reservoirs, and may provide public baths, markets, weigh-bridges, pounds, abattoirs, places of public recreation, and charitable institutions. One of the principal functions of the councils is to construct and maintain public highways, streets, bridges, ferries, and jetties within their respective localities. At the request of the council the provisions of the Act as to the maximum weight which it is permissible to carry on vehicles on any other public road within the municipality may be made to apply by proclamation.

(v.) *Ratable Property.* All land, including buildings and improvements thereon, within a municipality, is ratable property, except the following:—Crown lands unoccupied or used for public purposes; land used exclusively for commons, mines, public worship, mechanics' institutes, public libraries, cemeteries, free primary schools, and charitable purposes; land vested in, in the occupation of, held in trust for, or under the control of any municipality, local governing body, or commissioners under the Rates Act; land vested in the Railway Commissioners, in the Minister of Public Instruction, in the Board of Land and Works, in the Commissioners of the Melbourne Harbour Trust, and in the Melbourne and Metropolitan Board of Works. The valuation of all property is com-

puted at its net annual value, that is to say, at the rent at which the same might reasonably be expected to let from year to year, free of all usual tenants' rates, taxes, and cost of insurance, but no ratable property may be computed as of an annual value of less than 5 per cent. upon the fair capital value of the fee-simple thereof.

(vi.) *Rates.* The municipal councils are empowered to levy rates, which, together with grants and subsidies received from the Government, license fees, market dues, rents, tolls, and sanitary charges, form their chief sources of income. The rates which may be levied are of three kinds, namely—general, extra and separate rates.

(a) *General Rates* are levied at least once in every year, and must not exceed two shillings and sixpence in the pound of the net annual value, nor be less than sixpence in the pound of such value. Every general rate must be made for one year or half a year or such other period less than a year, but not less than three months, as the council thinks fit, and must be levied on the occupier of the property rated, or if there be no occupier, or if the occupier be the Crown or the Minister of Public Instruction, or a public or local body, then upon the owner of the property.

(b) *Extra rates* may be levied in any municipal district which is subdivided equally in respect of all the ratable property within any one or more of the subdivisions, but cannot be levied except in accordance with the requisition of not less than two-thirds of the councillors returned by such subdivision. The amount of general and extra rates levied in any year must not exceed two shillings and sixpence in the pound of the net annual value.

(c) *Separate rates* may be levied where it appears to the council that any works or undertakings authorised by the Act are for the special benefit of any particular portion of the municipal district, but may be made only upon petition signed by a majority of the occupiers and by at least one-third of the owners of the properties affected, and must be confirmed by order of the Governor-in-Council. Separate rates may be levied equally on all properties affected, or may be differential according to the benefits to be received by different properties, and the amount of the rate must be such as will, in the opinion of the council, suffice to provide for the payment of interest and periodical repayments of, or sinking fund for, the money borrowed on the security of such rate.

(vii.) *Borrowing Powers.* The council of every municipality may borrow money upon the credit of such municipality by the sale of debentures, either for the purpose of liquidating previous loans or for the purpose of constructing certain specified permanent works or undertakings, such as the construction, alteration, or enlargement of streets, roads, bridges, ferries, sewers, and drains; the construction and purchase of waterworks, electric light or gas works, abattoirs, markets, baths, pleasure grounds, libraries, museums, and places of public resort and recreation; the establishment of hospitals, asylums, and other buildings for charitable purposes; the destruction and disposal of refuse, and the purchase of land or any easement, term, right, or privilege in, over, or affecting land. The amount of money so borrowed at any time for permanent works must not exceed ten times the average income of the municipality for the three preceding years, and the amount borrowed in the case of any municipality already indebted must not exceed the difference obtained by subtracting from ten times such average income the balance remaining unpaid of any previous loans. The question as to whether any loan for the purpose of permanent works shall be incurred must be submitted to a poll of the ratepayers upon demand signed by any twenty persons whose names are inscribed on the municipal roll. The council of any municipality may, in addition to the borrowing powers mentioned above, borrow money for permanent works or undertakings on the security of its income, but not upon the credit of the municipality, by the issue of debentures or by a mortgage over such income. The amount of money so borrowed must not at any time exceed five times the average income of the municipality for the

three preceding years. The income referred to does not include moneys derived from general, separate, or extra rates, special improvement charges, publicans' licenses, or endowment from the consolidated revenue fund. Temporary advances by way of overdraft of the current account may also be obtained, but must not at any time exceed one-half the prior year's revenue.

(viii.) *Endowment.* Under the Local Government Act 1874 an annual endowment of £310,000 was provided for the municipalities. This amount ceased to be payable in 1879, but a subsidy, amounting to £310,000, was voted by Parliament annually, and was increased year by year, until £450,000 was granted in 1889-90 and 1890-91. The Local Government Act 1891 authorised the payment of an annual endowment of £450,000, but this amount was reduced year by year to £50,000 in 1902, but was increased to £75,000 for the year 1906-7. For the purpose of distributing the endowment the shires are classified. Under the Municipal Endowment and Reclassification of Shires Bill, now before the State Parliament, it is proposed to re-establish the amount of the endowment at £100,000, and to determine a new classification in which the amount is to be allocated. In addition to the endowment of £50,000 the municipalities received from the Government during the financial year 1905-6 a sum of £92,245 as the equivalent for (a) fees for licenses, (b) fees for the registration of brewers and spirit merchants, and (c) fines, penalties, and forfeitures incurred under the Licensing Act 1876. The following table shews the amount of rates in the pound levied, the method of distribution of endowments, and the amounts paid as equivalents for fees, etc., during the year 1905-6:—

VICTORIA.—MUNICIPAL RATES, ENDOWMENTS, AND EQUIVALENTS FOR FEES, 1905-6.

Particulars.	Boroughs.	Classification of Shires.						Transferred to Trust Fund for Salaries, etc.	Total.
		1st Class.	2nd Class.	3rd Class.	4th Class.	5th Class.	6th Class.		
Rate levied	1s. 7.6d.	...	2s. 7.4d.	3s. 0.6d.	4s. 4.3d.	5s. 2.1d.	5s. 11.9d.	...	...
Amount of Endowment	£ 840	...	16,846	18,438	1,671	7,862	2,983	1,360	£50,000
Equivalent for fees, etc.	£ 63,606	250	15,467	9,509	832	1,840	741	...	£92,245

3. *Boroughs and Shires.—Number, Population, and Value of Ratable Property, 1901 to 1907.*—The following table shews the number of cities, towns, boroughs, and shires, their estimated population, the number of ratepayers and dwellings, and the value of ratable property for the years 1901 to 1907, inclusive:—

VICTORIA.—NUMBER AND POPULATION OF MUNICIPALITIES, NUMBER OF RATEPAYERS AND DWELLINGS, AND VALUE OF RATABLE PROPERTY IN CITIES, TOWNS AND BOROUGH, 1901 TO 1907.

Financial Year.	Number of Municipalities.	Estimated Population.	Number of Ratepayers. (both sexes).	Estimated Number of Dwellings.	Estimated Value of Real Property.	
					Total.	Annual.
					£	£
1901	58	627,237	153,783	130,358	67,302,423	4,765,632
1902	60	*647,397	157,820	*134,465	77,289,493	5,223,282
1903	60	632,607	155,262	140,248	92,099,451	5,308,546
1904	60	652,658	158,691	142,352	93,376,880	5,366,477
1905	60	657,815	159,953	143,667	94,588,732	5,498,471
1906	†60	684,358	169,536	149,649	99,354,665	5,664,425
1907	60	695,192	171,909	151,833	100,801,295	5,779,231

\* Census figures. † The shires of Coburg and Camberwell were constituted boroughs in 1905, and North Melbourne and Flemington were joined to the City of Melbourne.



VICTORIA.—NUMBER AND POPULATION OF MUNICIPALITIES, NUMBER OF RATEPAYERS AND DWELLINGS, AND VALUE OF RATABLE PROPERTY IN SHIRES, 1901 TO 1907.

Financial Year.	Number of Municipalities.	Estimated Population.	Number of Ratepayers (both sexes).	Estimated Number of Dwellings.	Estimated Value of Real Property.	
					Total.	Annual.
1901	150	571,683	159,128	122,645	£106,839,331	£5,771,865
1902	†148	*551,523	147,671	*118,538	107,812,500	5,661,805
1903	148	557,285	150,724	118,996	111,803,468	5,880,386
1904	148	556,350	152,204	121,643	115,766,850	6,071,353
1905	148	552,414	153,908	121,335	116,336,444	6,244,799
1906	†146	541,242	149,350	118,339	117,260,959	6,130,718
1907	146	565,739	151,869	120,114	121,797,646	6,395,094

\* Census figures. † The shires of Caulfield and Malvern were constituted boroughs in 1901. ‡ The shires of Coburg and Camberwell were constituted boroughs, and North Melbourne and Flemington were joined to City of Melbourne in 1905.

4. **Municipal Assets and Liabilities, 1901 to 1906.**—The assets of municipalities may be classified under three heads—(a) the municipal fund, (b) the loan fund, and (c) property; the liabilities under two heads—(a) the municipal fund, and (b) the loan fund. The following table shews the amount of municipal assets for each financial year from 1901 to 1906, inclusive:—

VICTORIA.—MUNICIPAL ASSETS AND LIABILITIES, 1901 TO 1906.

Items.	1901.	1902.	1903.	1904.	1905.	1906.
ASSETS.						
MUNICIPAL FUND—	£	£	£	£	£	£
Uncollected rates ...	187,205	141,482	130,203	119,013	119,023	124,174
Other assets ...	122,581	153,490	166,753	168,107	168,737	184,380
LOAN FUND—						
Amount at credit ...	675,310	697,019	654,281	680,989	701,503	740,382
Arrears due ...	1,391	1,175	2,043	4,352	4,459	1,341
Unexpended balances ...	394,136	282,229	223,624	160,321	112,643	302,400
PROPERTY—						
Buildings, markets, etc. ...	2,507,441	2,470,460	2,449,762	2,495,101	2,530,858	2,573,017
Waterworks ...	197,675	210,367	226,220	226,084	234,461	221,548
Gasworks ...	63,732	61,502	60,820	68,744	65,760	60,510
Total ...	4,149,471	4,017,814	3,913,696	3,922,711	3,937,449	4,207,752
LIABILITIES.						
MUNICIPAL FUND—	£	£	£	£	£	£
Arrears due to sinking funds ...	1,021	1,175	2,033	4,352	4,459	1,341
Overdue interest ...	9,412	13,014	17,616	17,875	16,637	16,951
Bank overdrafts ...	157,046	148,226	107,090	89,825	90,660	89,370
Temporary Government advances ...	20,901	17,604	13,310	8,098	4,018	694
Other liabilities ...	142,530	147,888	126,671	132,098	139,717	175,964
LOAN FUNDS—						
Loans outstanding ...	4,253,304	4,254,061	4,212,051	4,205,886	4,186,602	4,375,116
Due on loan contracts ...	52,826	33,455	30,092	29,947	27,438	2,256
Total ...	4,637,041	4,615,463	4,508,863	4,488,081	4,469,531	4,661,692

5. **Revenue and Expenditure of Municipalities, 1901 to 1906.**—The following table shews the revenue from various sources, and the expenditure under various heads, of municipalities during each year from 1901 to 1906, inclusive:—

VICTORIA.—REVENUE AND EXPENDITURE OF MUNICIPALITIES,  
1901 TO 1906.

Items.	1901.	1902.	1903.	1904.	1905.	1906.
<b>SOURCES OF REVENUE.</b>						
	£	£	£	£	£	£
Taxation { Rates ... ..	722,346	784,810	765,910	808,082	802,253	836,024
{ Licenses ... ..	104,499	105,871	91,977	105,123	112,475	106,621
{ Dog fees ... ..	14,965	15,446	14,971	15,435	16,022	16,257
{ Market and weighbridges dues	49,623	58,113	52,522	52,772	55,259	56,939
Government endowments and grants ...	175,972	99,304	98,609	80,681	90,572	95,090
Contributions for streets, etc. ...	24,999	21,901	21,577	20,485	22,755	18,597
Sanitary charges ... ..	48,253	48,332	44,718	50,097	55,731	56,052
Rents ... ..	54,117	56,494	58,081	59,956	60,344	63,242
Other sources ... ..	89,210	110,263	130,697	117,759	129,810	139,470
<b>Total ... ..</b>	<b>1,283,984</b>	<b>1,300,534</b>	<b>1,279,062</b>	<b>1,310,390</b>	<b>1,345,221</b>	<b>1,388,292</b>

**HEADS OF EXPENDITURE.**

Salaries, etc. ... ..	139,270	139,174	135,730	138,884	136,066	141,438
Sanitary work, street cleaning, etc. ...	132,542	131,847	125,535	126,219	131,378	135,466
Lighting ... ..	86,059	97,414	68,665	69,877	69,915	72,571
Fire brigades' contributions ... ..	16,769	15,884	16,530	16,668	16,061	17,431
Public works { Construction ... ..	244,315	195,487	131,508	167,919	198,275	217,346
{ Maintenance ... ..	345,334	340,791	330,897	360,831	378,859	403,791
Formation of private streets, etc. ...	23,350	22,197	19,307	19,504	23,676	19,627
Redemption of loans ... ..	27,745	32,015	50,146	43,959	55,866	49,483
Interest on loans ... ..	197,810	195,186	193,638	191,310	186,439	188,111
Charities ... ..	13,407	13,277	12,431	13,117	13,185	13,637
Other expenditure ... ..	103,403	112,454	113,842	142,460	134,023	118,748
<b>Total ... ..</b>	<b>1,330,004</b>	<b>1,295,726</b>	<b>1,198,229</b>	<b>1,290,748</b>	<b>1,343,743</b>	<b>1,377,649</b>

**6. Number and Assessment of Properties Rated 1905-6.**—The number of properties rated and the annual assessment thereon in cities, towns, boroughs, and shires, in the financial year 1905-6, were as follows:—

VICTORIA.—NUMBER AND ASSESSMENT OF PROPERTIES RATED, 1905-6.

Ratable Values.	Number of Properties Rated.			Assessment of Properties.		
	In Cities, Towns, and Boroughs.	In Shires.	Total.	In Cities, Towns, and Boroughs.	In Shires.	Total.
	No.	No.	No.	£	£	£
Under £25 ... ..	148,373	125,806	274,179	3,028,065	2,486,591	5,514,656
£25 to £50 ... ..	36,677	40,172	76,849			
£50 to £75 ... ..	8,428	12,151	20,579	766,858	1,231,471	1,998,329
£75 to £100 ... ..	3,585	6,745	10,330			
£100 to £200 ... ..	4,078	7,028	11,106	539,909	922,449	1,462,358
£200 to £300 ... ..	1,086	1,428	2,510			
£300 to £400 ... ..	470	510	980	1,329,593	1,490,207	2,819,800
£400 to £500 ... ..	242	288	530			
£500 and upwards ... ..	679	718	1,397			
<b>Total ... ..</b>	<b>203,618</b>	<b>194,842</b>	<b>398,460</b>	<b>5,664,425</b>	<b>6,130,718</b>	<b>11,795,143</b>

**7. The Melbourne and Metropolitan Board of Works.**—This Board was established by an Act passed at the end of the year 1890, and entered upon its duties in June, 1891. The Board consists of forty members, one of whom is a chairman elected every four years by the other members, the retiring chairman being eligible for re-election. Nine members

are elected by the Melbourne City Council, four by the South Melbourne Council, three by the Prahran, two each by the Fitzroy, Richmond, St. Kilda, and Collingwood, and one each by the other suburban municipal councils. The district over which the Board exercises control consists of twenty cities, towns, and boroughs, and four shires, comprising a total area of 84,347 acres, and containing an estimated population on the 31st December, 1906, of 513,000. The waterworks for the supply of Melbourne and suburbs were originally carried out by the Government, which had for that purpose contracted loans amounting to £2,389,934; these works were vested in the Board in 1891. The primary object of the creation of the Board was not, however, to take over these works, but was to supply the long called for and pressing want of a sewerage system for the metropolis. The plans and estimates of the cost of the metropolitan sewerage were originally prepared by an expert civil engineer from England, and were furnished to the Board on its creation. The plan recommended by the designer and selected by the Board's engineer-in-chief was estimated to cost £5,030,000, but this plan was modified by the engineer-in-chief, with the concurrence and assistance of the Board, so as to reduce the estimated cost to £3,451,000, and plans were made and the work carried out accordingly. The original plan and estimate contemplated only the construction of the main sewers, but this was altered by Parliament, which added the duty of constructing branch sewers and of treating right-of-ways as streets and sewerage them likewise, an obligation which added considerably to the original estimate. To carry out its work the Board is authorised to borrow £7,750,000, exclusive of the loans contracted by the Government for the purpose of waterworks and taken over by the Board. The liability on Government loans on the 30th June, 1907, was £1,688,663, and for loans raised by the Board was £7,951,000. At the same date the Board was still empowered to borrow £500,271 before reaching the limit of its borrowing powers.

(i.) *Total Expenditure on Water Supply and Sewerage, 1853 to 1906-7.* The sub-joined table shews the total expenditure on construction and maintenance of water supply and sewerage from 1853 to 1907. The figures given include proportion of salaries, law costs, advertising, travelling expenses, etc.:—

MELBOURNE AND METROPOLITAN BOARD OF WORKS.—TOTAL COST OF CONSTRUCTION AND MAINTENANCE OF WATER SUPPLY AND SEWERAGE, 1853 TO 1907.

Period.	Water Supply.		Sewerage.			Total.
	Con- struction.	Main- tenance.	Con- struction.	Main- tenance.	Working Expenses.	
	£	£	£	£	£	£
1853 to 1890-1 ...	3,378,246	149,623	...	...	...	3,527,869
1890-1 to 1899-1900	322,627	46,677	3,182,046	120,411	121,065	3,592,826
1900-1 ...	16,332	19,410	405,619	13,323	11,260	465,944
1901-2 ...	17,058	22,205	410,760	10,965	13,430	474,418
1902-3 ...	12,925	22,980	409,232	12,095	14,495	471,727
1903-4 ...	10,457	21,990	395,104	12,794	13,861	454,206
1904-5 ...	8,990	20,095	472,384	4,887	21,946	528,302
1905-6 ...	16,045	20,079	414,310	5,405	23,360	479,199
1906-7 ...	26,023	21,523	336,799	5,669	27,545	417,559
Total ...	3,808,703	344,582	6,026,254	85,549	146,962	10,412,050

1. From the 30th June, 1897, to the 30th June, 1900.

(ii.) *Revenue and Expenditure of Melbourne and Metropolitan Board of Works.* The following table shews the actual receipts and expenditure, and also the loan receipts and expenditure of the Board during each year from 1901 to 1907, inclusive:—

MELBOURNE AND METROPOLITAN BOARD OF WORKS.—REVENUE AND  
EXPENDITURE DURING EACH YEAR, 1900-1 TO 1906-7.

Particulars.	1900-1.	1901-2.	1902-3.	1903-4.	1904-5.	1905-6.	1906-7.
--------------	---------	---------	---------	---------	---------	---------	---------

## ORDINARY RECEIPTS.

	£	£	£	£	£	£	£
Water supply ... ..	164,271	171,956	179,885	167,036	181,890	186,179	214,834
Sewerage ... ..	115,058	124,606	148,641	161,090	171,448	192,518	216,236
Live stock—Metropolitan farm ...	13,464	19,929	35,568	28,970	38,559	42,078	...
Interest ... ..	82	17	17	19	...	...	20
Water supply	...	...	...	...	...	...	...
Sewerage	15,512	17,448	18,605	25,037	26,988	23,785	20,635
<b>Total</b> ... ..	<b>308,387</b>	<b>334,029</b>	<b>382,716</b>	<b>382,092</b>	<b>418,885</b>	<b>444,560</b>	<b>451,725</b>

## ORDINARY EXPENDITURE.

	£	£	£	£	£	£	£
General management ... ..	35,225	33,621	33,933	32,513	31,081	31,484	31,094
Live stock—Metropolitan farm ...	10,945	16,702	25,718	23,345	23,985	29,050	...
Maintenance ... ..	19,411	22,205	22,980	21,960	20,095	20,079	21,523
Water supply	24,582	24,396	26,590	26,655	26,833	28,765	33,214
Sewerage	104,069	102,670	102,959	104,114	101,999	102,081	101,628
Interest ... ..	...	...	...	...	932	932	932
New offices	179,720	192,952	206,964	226,861	230,920	257,059	263,410
Sewerage	...	...	...	...	...	...	...
<b>Total</b> ... ..	<b>373,952</b>	<b>392,546</b>	<b>419,144</b>	<b>435,478</b>	<b>444,854</b>	<b>469,450</b>	<b>451,801</b>

## LOAN RECEIPTS.

	£	£	£	£	£	£	£
Water supply ... ..	2,636	1,636	2,855	2,103	1,583	1,937	2,492
Sewerage ... ..	76,964	88,425	87,664	88,164	96,588	84,020	79,088
Proceeds of loans ... ..	645,148	403,258	722,641	950,927	189,696	346,519	395,085
Miscellaneous ... ..	...	...	215	152	332	16,204	12,332
<b>Total</b> ... ..	<b>724,748</b>	<b>493,319</b>	<b>813,375</b>	<b>1,041,346</b>	<b>288,190</b>	<b>448,680</b>	<b>488,997</b>

## LOAN EXPENDITURE.

	£	£	£	£	£	£	£
Water Supply construction ... ..	16,332	17,058	12,925	10,457	8,990	16,045	26,023
Sewerage construction ... ..	394,774	410,760	409,232	395,104	472,384	414,310	336,790
Expenses in floating and redemption of loans ... ..	280,457	5,200	21,181	533,662	2,457	75,529	162,939
Miscellaneous ... ..	3,533	2,727	23,641	15,014	5,143	4,783	5,893
<b>Total</b> ... ..	<b>695,096</b>	<b>435,745</b>	<b>466,979</b>	<b>954,237</b>	<b>488,974</b>	<b>510,667</b>	<b>531,654</b>

**8. Melbourne Metropolitan Water Supply.**—From the year 1835 to 1857 the inhabitants of Melbourne depended for their water supply entirely upon rainwater caught in tanks, or upon water carts filled from the River Yarra above the falls. In 1848 the city council appointed a committee to enquire into and report generally upon the water supply and sewerage of the city; this committee recommended that a comprehensive system of sewerage should be carried out, and a rate levied for that purpose; the stringent enforcement of provisions as to slaughtering stock and as to the removal of refuse; that the space between Melbourne and the beach be cleared so as to allow the free access of pure sea air; that a Building Act should be passed and that the streets should henceforth be formed of a uniform width. Most of these recommendations were carried out. A Building Act was passed in 1849, and the filthy lanes in the city were formed and drained. In 1845 the first proposal was made to supply the city with water, by means of a water-wheel to be worked by the Yarra Falls. Five years later a small steam engine was erected to pump water into a tank situated in Flinders Street, from which water was drawn by carts, and in 1851 an elaborate report was issued by the city surveyor, recommending a plan for the city water supply which was soon afterwards adopted. The source

from which it was proposed to conserve the water for the supply of Melbourne consisted of several creeks and springs which flow from Mount Disappointment, about thirty-two miles north of the metropolis, and which when united form the Plenty River; this scheme was adopted and has resulted in the Yan Yean Reservoir scheme. In 1853 the duty of supplying water to the metropolis was transferred from the city council to the Commissioners of Sewers and Water Supply, and towards the end of the same year the work of construction of the Yan Yean system was commenced. On the 31st December, 1857, the first water was turned on by Major-General McArthur, acting for the Governor, Sir Henry Barkly, K.C.B.

(i.) *Development of System, 1857 to 1907.* The following statement shews the development which has taken place in the water supply system of Melbourne during the first fifty years since its inception:—

MELBOURNE WATER SUPPLY SYSTEM, 1857 AND 1907.

Year.	Served Population.	Capital Cost.	1000 Gallons, Charge per—	Rate in £	Mains & Pipes, Mileage of—	Supply in Gallons, Average daily
		£				
1857 ... ..	95,442	748,974	10/- and 6/-	1/-	104	3,250,000
1907 ... ..	535,000	3,793,389	1/-	7d.	1,273	33,480,000

(ii.) *Proposed Extensions.* The water supply committee of the Metropolitan Board of Works has recently recommended that, with a view to obtaining additional water from the Maroondah system—estimated at 7,000,000 gallons a day—the aqueduct be raised eighteen inches in those portions not already completed. The committee has also recommended the augmentation of the catchment area by permanently reserving two areas amounting in all to 140 square miles—the one comprising the Upper Yarra watershed, eighty-one square miles in area; the other comprising the O'Shanassy River district, fifty-nine square miles in extent.

(iv.) *Description of Water Supply Systems.* The water supply of Melbourne consists of two main systems—the Yan Yean and the Maroondah.

(a) *The Yan Yean System* is the main source of supply. It commences by collecting the water from the Silvery and Wallaby Creek valleys, to the north of Mount Disappointment, 2700 feet high, which forms one of the prominent heights of the main Dividing Range in Victoria. The waters of the Silvery Creek are brought by means of an aqueduct a little over eight miles long, constructed at a cost of £55,000, to a weir at the head of the Wallaby Creek aqueduct, which carries the combined waters of the two creeks for a distance of five and a quarter miles, and discharges over the crest of the Dividing Range at a height of 1694 feet above sea level, and then drops a height of 133 feet in 683 feet into Jack's Creek, one of the branches of the Plenty River. The Wallaby Creek aqueduct was constructed at a cost of £54,000. Its carrying capacity is 33,000,000 gallons a day, while the average daily flow of the combined Silvery and Wallaby Creeks is 12,000,000 gallons. From its drop into Jack's Creek the water follows the natural bed of the stream for about three miles to the Tourourrong reservoir, which is a small reservoir of about thirty-six acres in extent, and having a capacity of 60,000,000 gallons. From Tourourrong the clear water channel carries the water for a distance of four and three-quarter miles to the old Plenty inlet channel of the Yan Yean reservoir. This channel is 13 feet 6 inches wide and 4 feet 6 inches deep, the section being a quadrant of a circle of 4 feet 9 inches radius, with one to one side slopes. The fall of this channel is 7 feet 6 inches to the mile, with a carrying

capacity of 12,000,000 gallons per day, constructed at a cost of £68,000. In it there are waterfalls, the heaviest of which is 17 feet. The water from the old Plenty channel enters the Yan Yean reservoir through a spur, forming its western bank, by means of a tunnel 1000 feet long. The Yan Yean reservoir, which is twenty-two miles from the city, is formed by the construction of an earthen bank 49 chains long, 30 feet high, 20 feet wide on top, with a slope next the water of three to one, and an outside slope of two to one. The bywash is five feet below the top of the embankment, at a level of 602 feet above low-water mark in Hobson's Bay. The reservoir, when full, covers an area of 1360 acres, with a maximum depth of 26 feet, and an average depth of 18 feet. Its total capacity is 6,400,000,000 gallons, of which 5,400,000,000 gallons are available for consumption. From the Yan Yean reservoir to the Pipe Head dam at Morang, a distance of seven miles, an open aqueduct capable of delivering 33,000,000 gallons a day has been constructed. From the Morang reservoir, the bywash of which is 485 feet above sea level, a 30-inch cast-iron main, 27-inch cast-iron and a 30-inch wrought-iron main carry the water a distance of seven miles to the storage reservoir within the metropolitan area, at Preston. The Preston reservoir is constructed partly in excavation and partly in bank; it is 20 feet deep, and holds 16,000,000 gallons. The by-wash is 328 feet above the sea level, and the cost was £11,000. This is the main distributing reservoir of the central city supply.

- (b) *Maroondah System.* The water for this system is obtained from the Watts River, a tributary of the Yarra. The waters of the Graceburn are picked up by a small weir 686 feet above sea level, and carried for a distance of three-quarters of a mile in a concrete-lined channel to a well near the main road leading from Healesville to Marysville. From this well an 18-inch wrought-iron pipe, one and a quarter miles long, leads the water to the main Maroondah aqueduct. The completed Maroondah scheme involves a storage reservoir with a dam 105 feet high, calculated to store 2,000,000,000 gallons of water. This dam has not yet been constructed, as the natural flow of the creeks, together with the storage in Yan Yean reservoir, has proved quite capable of providing all the water at present required for the metropolis. A temporary weir of Portland cement concrete has been constructed across the Watts River, from which point the water is led in an aqueduct forty-one miles long to the Preston reservoir, where it joins the water from the Yan Yean system. The channel is capable of delivering 25,000,000 gallons daily, the cross section being a quadrant of three feet ten inches radius with one to one slopes and a fall of one foot to the mile. The valleys are crossed by wrought-iron syphons, and with the exception of the Plenty River, which is crossed on a wrought-iron girder bridge, all the syphons are laid under the beds of streams. Each syphon is provided with a scour pipe large enough to take the full flow of the aqueduct, enabling the water to be directed down any of the natural water courses when it becomes necessary to empty any length of the aqueduct for cleansing purposes.

- (c) *High Level System.* Besides the Yan Yean and Maroondah systems, the high levels of the eastern suburbs of Melbourne are provided for by a direct main from the Yan Yean reservoir. This main is thirty-two inches in diameter, constructed of wrought-iron plates from  $\frac{3}{4}$  inch to  $\frac{7}{8}$  inch thick, 20½ miles long, and cost £190,000. The discharge is about 9,000,000 gallons per day. There is a storage reservoir of 9,000,000 gallons capacity at Surrey Hills, the by-wash of which is 430 feet above sea-level.

(v.) *Catchment Areas, Reservoirs, and Aqueducts.* (a) *Drainage Areas.* The whole of the catchment areas are absolutely free from population or cultivation. The Govern-

ment pursued the policy of gradually purchasing all private rights over the various water-sheds, which policy the Board has carried on and completed; the original owners have been bought out, while the township of Fernshaw, in the Maroondah system, was entirely purchased and obliterated. The present drainage areas from which the water is delivered cover the following areas:—

## MELBOURNE WATER SUPPLY.—CATCHMENT AREAS, 1907.

	Silver and Wallaby Creeks.	Plenty River.	Yan Yean Reservoir Catchment.	Maroondah Catchment.	Total.
Area in acres	11,500	10,500	4,500	35,500	62,000

All the water is delivered by gravitation, no pumping being required in any portion of the area supplied.

(b) *Storage Reservoirs.* Within the metropolitan area there are six storage reservoirs having a total capacity of 45,000,000 gallons. From the Preston reservoir a number of service mains lead into the reticulation system of the metropolis. The total daily quantity of water which can be sent into Melbourne is as follows:—

## MELBOURNE WATER SUPPLY.—MAXIMUM DAILY SUPPLY WHICH CAN BE DELIVERED.

System.	Yan Yean.	Maroondah.	High Level Main.	Total Supply.
Gallons per day	33,000,000	25,000,000	9,000,000	67,000,000

(c) *Aqueducts.* Up to the 31st December, 1906, about 187 miles of 12 inch to 48 inch mains and 992 miles of reticulation mains, below 12 inch, had been laid, in addition to which there were seventy-five miles of aqueducts and syphons, or a total length of aqueducts, mains, and reticulation pipes of 1254 miles.

(vi.) *Quantity of Water, Number of Houses, and Population Supplied, 1901 to 1907.* The following table gives various particulars shewing the increase in the supply of water in Melbourne and suburbs from 1901 to 1907, inclusive:—

## MELBOURNE WATERWORKS.—NUMBER OF HOUSES, POPULATION, AND WATER SUPPLIED, 1901 TO 1907.

Year Ended 30th June.	Number of Houses Supplied.	Esti- mated Popu- lation Supplied.	Average Daily Supply.	Total Supply for the Year.	Average Daily Supply.		Rate Levied.	Assess- ments of Tenements Served by Metro- politan Water Supply.
					Per House.	Per Head of Esti- mated Popu- lation.		
	No.	No.	Gallons.	Gallons.	Gallons.	Gallons.		£
1901 ...	103,818	498,030	28,190,002	10,289,350,730	271.5	57.5	6d. in the £	3,479,721
1902 ...	103,951	502,120	29,466,139	10,755,140,735	283.4	59.0		3,650,573
1903 ...	104,885	502,060	29,127,018	10,631,361,570	277.7	58.0		3,830,872
1904 ...	107,701	504,960	28,902,080	10,549,259,200	268.3	57.6		4,004,543
1905 ...	109,393	511,900	29,522,502	10,775,713,230	269.9	58.5		4,061,258
1906 ...	111,494	521,000	32,453,050	11,845,363,250	291.1	63.4		4,090,890
1907 ...	114,049	530,700	33,479,870	12,220,152,550	293.5	64.3	7d. in the £	4,309,278

(vii.) *Total Cost of Construction, Revenue, Expenditure and Net Profits, 1854 to 1907.* The following table shews the total cost of construction, the revenue, expenditure, and net profits up to the 30th June, 1900, and for each financial year from 1901 to 1907, inclusive:—

MELBOURNE WATERWORKS.—CONSTRUCTION, COST, REVENUE, EXPENDITURE AND NET PROFITS, 1854 TO 1907.

Year Ended the 30th June.	Capital Cost. <sup>1</sup>	Annual Revenue. <sup>2</sup>	Annual Expenditure on Maintenance and Management. <sup>3</sup>	Percentage of Expenditure to Revenue.	Interest. <sup>4</sup>	Net Profit after Payment of Expenditure and Interest.
	£	£	£	%	£	£
Total to 1900	3,700,873	4,672,030	749,798	...	1,938,868	1,983,364
1901	14,330	163,212	38,548	23.61	103,988	20,676
1902	16,053	171,889	40,156	23.36	102,670	29,063
1903	10,413	169,295	40,257	23.78	102,942	26,036
1904	8,649	165,457	37,374	22.59	104,096	23,987
1905	1,391	184,529	31,761	17.21	102,465	50,303
1906	16,562	182,926	28,016	15.31	102,548	52,362
1907	25,119	211,059	30,573	14.49	102,075	78,411
Total ...	3,793,390	5,920,397	996,483	...	2,659,652	2,264,262

1. Works commenced in 1853. 2. Revenue commences in 1854. 3. Returns for expenditure commence in 1859. 4. First interest paid in 1856. Graphs relating to the water supply of Melbourne may be found on page 859 hereinafter.

**9. Melbourne Sewerage.**—As stated above, the chief object of the creation of the Melbourne and Metropolitan Board was to carry out an efficient system of sewerage. Old Melbourne used to be a city of cesspits, and it was not until the latter sixties that these were abolished, filled up, and the movable pan system gradually adopted throughout the whole metropolitan area with night removal. The cost of removal in 1894 was about £90,000, equal to a capital expenditure of £1,750,000. This objectionable system has been displaced by the water carriage system throughout a large portion of the metropolis, and in other parts the work of reticulation is now proceeding. A considerable part of central Melbourne is below the 10 foot contour and was originally full of swamps, which were sources of danger to the public health. All these swamps have now been filled up, and the abolition of the accumulations of stagnant water has effected a very great improvement in the health of the city and suburbs. The sewerage system is designed to carry off all water used in water closets, lavatories, baths, and urinals, together with all chamber slops and water used in cooking, washing clothes and floors, and from sinks in kitchens and sculleries, drainage from stables and cow houses, together with all liquid refuse, which in the opinion of the Board will not prejudicially affect the sewers, the machinery, or the sewage farm. Rainfall from the streets flows into the river and is not taken into the sewers, which are designed to provide for 30 cubic feet per head per day from the assumed future population, calculated on the basis of a population of 1,000,000 people ultimately settled on the areas now capable of being connected with the pumping station.

(i.) *Description of Sewerage Systems.* The whole of the sewage of the metropolis is being gradually collected by means of two principal main sewers leading to the pumping station at Spotswood. The first house was connected in August, 1897, and on the 11th November, 1907, a total number of 90,519 tenements had been connected, while at the same date 935 tenements were in process of connection. The 4-inch and 6-inch reticulation sewers in the rights-of-way join the 9-inch street reticulation pipes, which are gradually collected into 12-inch, 15-inch, and 18-inch stoneware pipes, and then again into brick and concrete branch sewers which join the mains and sub-mains. On the 31st December, 1906, the sewerage system, including mains, had been laid in the following districts:—Port Melbourne, South Melbourne, Melbourne, Richmond, and nearly the whole of Footscray, Prahran, St. Kilda, Fitzroy, Hawthorn, and Collingwood. The greater part of Essendon, Caulfield, Malvern, Kew, and Camberwell has been dealt with. Work has also been done in Brunswick, Williamstown, and Brighton, and is now pro-



ceeding in all these municipalities in which the system has not been completed. The two main systems are:—

- (a) *The South Yarra System*, which provides for Brighton, Caulfield, St. Kilda, Malvern, Prahran, Hawthorn, Kew, Richmond, Collingwood, South Melbourne, and Melbourne, except Carlton; and
- (b) *The North Yarra System*, which provides for Heidelberg, Preston, Northcote, Coburg, Brunswick, Fitzroy, Carlton, North Melbourne, Essendon, and Footscray.

When collected at Spotswood the two systems are dealt with in separate buildings, and are arranged to be worked either separately or unitedly. The sewage enters the pumping station through straining wells, one of which is established on each system; the wells are 22 feet internal diameter, and each contains two straining cages, one of which is always in position. The solid matter caught in them is transferred to a dryer in the building over the wells, where it is subject to steam pressure and consequently to a high temperature, which renders the material innocuous. The material from the dryer is of no manurial value and is destroyed in a furnace. The sewage is raised by the pumps about 125 feet to the head of the outfall sewer, through about two and three-quarter miles of 6-feet and 4-feet wrought-iron rising mains, whence it gravitates to the Werribee sewage farm, a distance of  $15\frac{3}{4}$  miles, through a partly-open and partly-closed channel eleven feet in diameter, with a fall of about two feet to the mile. The full capacity of this outfall sewer is 18,000 cubic feet a minute.

(ii.) *Metropolitan Sewage Farm.* The farm contains 8847 acres, situated on the western side of the Werribee River. The price paid for the land was £17 10s. per acre. About £270,000 has been spent on the property in perfecting the arrangements for the distribution of sewage. The cost of the farm to date, therefore, is approximately £125,000. About 22,000,000 gallons of sewage have to be disposed of every twenty-four hours in irrigating the fields. It is spread over properly-prepared blocks of land by a series of main and lateral carriers. The effluent, after filtering through the land, is discharged into Port Phillip Bay in a clear and transparent condition, all the sewage held in suspension being left in the soil. The main supply channels for carrying the sewage on to the fields are about ten chains apart, and a good system of open drains to carry off the surplus water is provided. Many of these drainage channels are ten feet to twelve feet wide at the top and seven feet deep, and through them the water drained off from the subsoil is constantly flowing to the bay. The prepared blocks on the farm are laid down with prairie grass and lucerne, on which sheep are depastured. During the financial year 1906-7 61,728 sheep were bought, at a cost of £42,765, other expenses amounting to £4511. During the same period the total receipts from the sale of wool, skins, and 44,757 sheep amounted to £47,349. The profit on sheep for the year amounted to £11,948.

(iii.) *House Connections.* The work of house connections with the sewerage system is carried out under a carefully prepared by-law. Under the Amending Act of 1897, after a property has been declared to be a sewered property, the owner has several options. (a) He may submit a plan of his house connections for approval, and on approval being given, may agree to carry out the work within one month. (b) He may submit a plan, which, if approved of, he may ask for an estimate of the cost of carrying out. This the Board is bound to supply, and then the owner may either carry out the work himself or ask the Board to carry out the work, which it must do for the estimated price, whether the work costs less or more. (c) On default of the owner the Board may carry out the work, and at the request of the owner accept payment by forty quarterly instalments, bearing interest on such portion as from time to time remains unpaid at the rate of 5 per cent.

(iv.) *Number of Houses Connected, Capital Cost, Revenue and Expenditure, 1901 to 1907.* The following table gives particulars as to the number of houses connected to the sewerage system, the total capital cost, and the receipts and disbursements during each year from 1901 to 1907, inclusive:—

**MELBOURNE SEWERAGE WORKS.—TENEMENTS CONNECTED, CAPITAL COST, RECEIPTS AND DISBURSEMENTS, 1901 TO 1907.**

Year ended the 30th June.	Number of Houses Connected.	Capital Cost.	Receipts.			Maintenance and Working Expenses.
			From Rates.	From other Sources.	Total.	
	No.	£	£	£	£	£
1901 ...	38,696	3,307,135	109,790	7,786	117,576	24,582
1902 ...	47,029	3,609,596	119,322	8,700	127,922	24,396
1903 ...	55,727	3,921,208	141,994	16,497	158,491	26,590
1904 ...	64,487	4,214,812	154,857	11,799	166,656	26,696
1905 ...	71,689	4,639,949	165,500	20,522	186,022	26,906
1906 ...	79,597	4,980,335	185,803	19,743	205,546	28,828
1907 ...	87,853	5,258,156	209,805	6,504	216,309	33,296

**10. Water Supply in Country Towns.**—By the Water Act 1905, which came into operation on the 1st May, 1906, the control and management of all Irrigation Trusts, with one exception, and of a number of waterworks and water supply districts were centralised, and their works and property vested in the State Rivers and Water Supply Commission, to whom many of the duties of the Water Supply Department were also handed over. Further information with regard to this Commission and to the works and districts under its control are given in the section in this book dealing with Irrigation and Water Supply. There are, however, in different parts of Victoria a number of other waterworks which are concerned chiefly with domestic supply, and which are controlled by local authorities, i.e., by Waterworks Trusts or by municipal corporations. These works are constructed out of moneys either granted or lent by the general Government. The following gives particulars as to the waterworks under the control of Trusts and municipal corporations for each year from 1901 to 1906, inclusive :—

**VICTORIA.—COUNTRY WATERWORKS UNDER TRUSTS AND MUNICIPAL CORPORATIONS, 1901 TO 1906.**

Year.	Waterworks Trusts.						Municipal Corporations.*			
	Number of Trusts.	Capital Cost.	Capital Indebtedness.	Interest Outstanding.	Receipts.	Expenditure.	Number of Corporations.	Capital Cost.	Capital Indebtedness.	Interest Outstanding.
1901...	No. 76	£ 823,418	£ 748,089	£ †	£ †	£ †	No. 24	£ †	£ 470,041	£ †
1902...	76	935,286	754,447	†	†	†	24	687,317	476,952	†
1903†	...	...	...	...	...	...	...	...	...	...
1904...	73	1,051,424	775,701	18,520	†	†	24	675,161	479,815	2,133
1905...	74	1,068,985	786,505	19,520	71,654	71,876	23	669,438	471,998	8,107
1906...	78	1,367,565	905,336	17,029	89,083	86,764	23	669,684	466,395	2,586

\* Particulars as to the receipts and expenditure in respect of waterworks under the control of municipal corporations are not available. † Returns not available. ‡ Excluding works constructed by the corporations of Ballan and Melton out of the shire funds.

Under the provisions of the Local Government Act 1903 municipal councils are authorised to construct and maintain tanks, dams, and reservoirs, and must maintain existing works for the gratuitous supply of water. They are also empowered to accept the management and control of new waterworks within their respective localities, and may, with the consent of the Governor, construct or purchase new works within or without their locality. Councils are also authorised to enter into contracts for the supply of water for any period not exceeding ten years with the owners of any waterworks. Every municipality may levy a special water rate for water supplied, or for the purpose of constructing waterworks or paying the interest on any loan contracted by the council for such purpose, but the amount of the loan must not exceed in any year the sum of two shillings in the pound, provided that a minimum sum of ten shillings may be fixed by the council to be paid in respect of any property at which water is supplied.

11. **Fire Brigades.**—Under the Fire Brigades Act of 1890 a metropolitan fire district and nine country fire districts were established, the former being placed under the control of a Metropolitan Fire Brigades Board, and the latter under the control of a Country Fire Brigades Board.

(i.) *Metropolitan Fire Brigades Board.* The metropolitan fire district originally comprised the area included in the several municipalities within a radius of ten miles from the Melbourne General Post Office, but this area has since been extended in certain directions so as to include the greater part of the Shire of Moorabbin and also the township of Mordialloc. The Board is composed of nine members, of whom three are appointed by the Governor-in-Council, three by the municipal councils, and three by the insurance companies. On the 31st December, 1906, the Board had under its control 49 stations, 174 permanent men, 160 auxiliary firemen, 10 steam fire engines, 2 gasoline engines, 95,128 feet of hose, and 114 fire-alarm circuits having 139 fire-alarm points and 413 fire-alarm and telephone points. The total length of wire in use outside stations for fire alarms and telephones is about 290 miles.

(ii.) *The Country Fire Brigades Board.* This Board consists of nine members, of whom three are appointed by the Governor-in-Council, two are elected by the municipal councils of the districts where there are brigades registered under the Board, two by the fire insurance companies, and two by the registered fire brigades. At the end of the year 1906 there were eighty-seven municipal councils and fifty-two insurance companies included in the operations of the Board. All the brigades are volunteer brigades, but in the large towns permanent station-keepers and watchmen are employed. There were about 97 registered brigades and 1995 firemen at the end of the year 1906. At the same date the plant consisted chiefly of 5 steam engines, 60 manual engines, 10 horse brakes, 61 apparatus carriages, 3 fire escapes, and about 140,000 feet of canvas hose.

(iii.) *Financial Operations of Both Boards.* The following table gives particulars as to the financial operations of both Boards during each year from 1901 to 1906, inclusive:—

VICTORIA.—REVENUE AND EXPENDITURE OF METROPOLITAN AND COUNTRY FIRE BRIGADES BOARDS, 1901 TO 1906.

Particulars.	1901.	1902.	1903.	1904.	1905.	1906.
ORDINARY RECEIPTS.						
	£	£	£	£	£	£
Contributions ...	48,494	49,280	49,002	48,874	49,083	50,937
Receipts for services ...	1,344	2,062	727	692	754	551
Interest and sundries ...	2,324	1,954	4,626	2,814	3,442	3,080
Total ...	52,162	53,296	54,355	52,380	53,279	54,568
ORDINARY EXPENDITURE.						
Salaries ...	22,000	22,865	23,112	23,103	24,793	25,316
Fire expenses ...	2,917	3,027	2,873	2,936	2,990	3,041
Horses, quarters, etc. ...	13,654	13,009	12,002	9,207	10,930	9,596
Plant—Purchase and repairs ...	4,403	2,866	4,862	4,305	4,589	6,560
Interest ...	6,087	6,080	6,073	6,057	6,103	5,752
Sinking fund ...	2,000	1,971	2,028	2,250	2,250	2,250
Miscellaneous ...	1,001	1,087	2,221	4,332	2,108	4,310
Total ...	52,064	50,905	53,171	52,190	53,763	56,825
LOAN EXPENDITURE—						
Sewerage connections ...	...	...	...	...	405	3,250

**12. The Melbourne Harbour Trust.**—This Trust was constituted under an Act passed in 1876, as a result of public agitation and demands extending over a period of thirty-four years, to the effect that the cost of landing goods should be reduced, and the delays in receiving goods should be abolished. Both demands arose from the fact that vessels of a draught greater than twelve feet had to discharge in the bay into lighters.

(i.) *Constitution of the Trust.* The Harbour Trust Act was drafted on the lines of similar institutions in Great Britain, such as the Thames Conservancy, the Mersey Harbour Board, and the Clyde Trust. Under the Act of 1876, as amended in 1883, the number of Commissioners is fixed at seventeen, nominated or elected as follows:—Five were nominated by the Governor-in-Council, three elected by merchants, three by ship-owners, two were elected by the City Council, and one each by the ratepayers of South Melbourne, Port Melbourne, Williamstown, and Footscray. The sum of £1700 per annum was set aside for the remuneration of the Commissioners.

(ii.) *Works Undertaken by Trust in the River and in the Port.* In 1879 a report dealing with various propositions for the improvement of the port and harbour was issued by Sir John Coode, an English engineer, who had been engaged by the Commissioners for the purpose. This report, which recommended (i.) the cutting of a new channel through the flats to the south of Fishermen's Bend, (ii.) the construction of a dock, and (iii.) the widening and deepening of the channel in the river, was adopted by the Commissioners, who were empowered in 1883 to borrow the amount of £1,000,000 for the purpose of carrying out the necessary works. In 1890 a consolidating Act was passed, and the borrowing powers of the Trust were increased to £2,000,000. The river was widened from Queen's Bridge to the bay from about 140 to about 300 feet, while the depth has been gradually increased until at the present time it is twenty-six feet at low water.

(a) *The Coode Canal.* In 1886 the canal across the flats below Fishermen's Bend was completed at a cost of £96,000. The length of the canal is 2602 yards, the distance from Queen's Bridge to the river entrance being thereby reduced from seven miles to five and three-quarter miles, and the navigation being greatly facilitated. At the present time this channel, which is called the Coode Canal, is being widened 100 feet, which will make its total width 408 feet, and its width at low water 366 feet.

(b) *The Victoria Dock.* This dock, opened in 1892, has an area of ninety-six acres and a depth of twenty-six feet at low water. There are 9000 feet of wharfage, and the total cost, including wharfs, sheds, and approaches thereto, was £416,038. The sheds have a total length of 12,000 feet, and cover an area of 568,070 square feet.

(iii.) *Works in the Bay.* Prior to 1889 all the mail steamers and vessels of heavy draught had to lie at anchor in the bay, and there discharge into lighters. One of the first works undertaken by the Commissioners was to make the railway piers at Williamstown available to these vessels. This work was completed at a cost of £256,160. In 1893 a channel over 8000 feet long and 600 feet wide was constructed, running in a southerly direction from Port Melbourne Railway Pier and having a navigable depth of twenty-eight feet. The cost of this work was £218,379.

(iv.) *Dredging.* The total amount of material raised by the dredging and excavation done in the improvement of the river and bay and the method in which the material has been disposed of are as follows:—

Material Dredged.	Cubic Yards.	Material Disposed of.	Cubic Yards.
From river and Victoria dock	22,639,866	Landed for reclamation ...	9,728,068
From bay ... ..	12,994,685	Deposited in deep water ...	25,906,483
Total ... ..	35,634,551	Total ... ..	35,634,551

During the past ten years the average cost of dredging per cubic yard was 2.11 pence, and the cost of towing and depositing 3.17 pence, not allowing for depreciation of plant. The Trust has expended £224,970 in reclaiming land within its jurisdiction. The amount of material raised annually is now about 1,200,000 cubic yards.

(v.) *Financial Operations.* The revenue of the Trust is obtained from wharfages and quayage rates, rents and license fees from lands and ferries, and other license fees. One-fifth of the revenue of the Trust is paid to the consolidated revenue of Victoria. The following table gives particulars of the revenue and expenditure of the Trust from 1901 to 1906, inclusive :—

**MELBOURNE HARBOUR TRUST.—REVENUE AND EXPENDITURE,  
1901 TO 1906.**

Particulars.	1901.	1902.	1903.	1904.	1905.	1906.
<b>REVENUE.</b>						
	£	£	£	£	£	£
Rates and rents ... ..	196,294	198,497	227,356	226,041	227,282	254,142
Interest ... ..	2,658	2,597	2,535	2,351	2,489	2,987
Recoups ... ..	1,344	1,690	1,188	2,549	2,174	2,535
Total ... ..	200,296	202,784	231,079	230,941	231,945	259,664
<b>EXPENDITURE.</b>						
Wharfage refunds ... ..	4,106	1,859	1,568	1,502	1,054	796
Consol. revenue of Victoria ...	38,419	38,798	45,607	44,145	45,164	51,204
Wharfage drawback ... ..	6,576	6,162	6,296	8,627	1,175	...
Maintenance and management...	46,713	47,131	36,076	46,011	51,714	52,519
Interest on loans ... ..	88,135	88,235	87,982	86,869	86,630	86,530
Dredging (construction) ... ..	10,106	11,926	17,496	10,219	6,630	7,182
Wharf " " ... ..	13,709	16,071	9,123	2,149	1,012	1,021
Total ... ..	207,764	210,182	204,148	199,522	193,379	199,252
<b>PROFIT OR LOSS.</b>						
Profit ... ..	...	...	26,931	31,419	38,566	60,412
Loss ... ..	7,468	7,398	...	...	...	...

## § 4. Queensland.

**1. Development of Local Government Systems.**—The first step in the direction of local government in Queensland was the incorporation of Brisbane as a municipality by proclamation on the 6th September, 1859, about three months prior to the separation of that State from New South Wales. The provisions of the Municipalities Act, which was passed in the mother colony in 1858, and which has already been referred to, applied to settlement in the Moreton Bay district, and were amended by an Act of the Queensland Government in 1861. Three years later the provisions of these two Acts were amended and consolidated, and authority was given for the incorporation as a municipality of any city or town, or of any rural district, on petition to the Governor signed by at least 100 resident householders. The duties and powers of the councils were extended and additional privileges were conferred under this Act.

(i.) *Inauguration of General System of Local Government.* Various amendments were made in the law from time to time, without, however, altering the main features of the Act of 1864, until the year 1878, when the Local Government Act was passed, and a

general system of government by local authorities was inaugurated. In 1879 an Act was passed providing for the local government of areas situated outside the boundaries of municipalities by the constitution of *divisions*. Under these Acts the State was divided into boroughs, shires, and divisions, all of which were placed under the control of councils, the members of which were called aldermen in the case of boroughs and cities, and councillors in the case of shires and divisions. Any country district, or any city or town, with or without its suburbs, could be constituted as a municipality by order of the Governor-in-Council, either upon petition of the inhabitants or without petition. Provisions were made as to the powers and functions of the councils; the qualifications of councillors; the preparation of the voters' roll; the election of councillors, aldermen, and auditors; the election and privileges of the chairman; the proceedings of the council; the appointment and removal of officers and other similar matters. A general rate of not more than one shilling, nor less than sixpence in the £ of the annual improved value of ratable property could be levied, and provision was also made for special or separate rates in the case of works for the special benefit of any particular portion of the district. Power was given to borrow money from the consolidated revenue, and Government grants, by way of endowment, were provided for. By an amending Act, passed in 1890, the rates thenceforward were to be charged on the unimproved capital value of the land, and this system has since been retained. In 1896 a commission was appointed to enquire into the working of the Local Government Acts and to recommend amendments which might be considered desirable; a report subsequently sent in by this commission recommended that increased powers of local government should be granted in certain matters, and to the report was appended a draft Bill which, with certain alterations and curtailments, became the Local Authorities Act of 1902, the provisions of which, together with the amendments in 1903 and 1905, now regulate generally the working of local areas within the State.

(ii.) *The Local Authorities Act 1902.* Considered generally this Act comprises the Local Government Act 1878, and amending Acts, together with the Divisional Boards Act of 1887, the Valuation and Rating Act of 1890, and the Local Authorities (Joint Action) Act of 1886. It does not, however, comprise all the statutes relating to the powers and duties of local authorities, for certain Acts, such as the Tramways Acts and the Health Acts, while conferring powers upon these bodies, deal also with other subjects, and are in the nature of general Acts upon these subjects. The Act of 1902 contains a number of provisions enlarging the powers of local bodies and rendering their duties more explicit; thus the jurisdiction of councils with respect to roads, bridges, wharves, ferries, and reserves is amplified, and provision is inserted for putting under their control, when circumstances warrant it, such public lands as cemeteries, commons, foreshores, and the like. They have enlarged powers as to traffic, the eradication of noxious weeds, the reclamation of lands, the destruction and prevention of pests, the construction of buildings, the prevention of fires, and the control of places of public resort and amusement. They are empowered to establish works for lighting, etc., and to construct tramways in districts and under circumstances to which the existing Tramways Acts are not readily applicable. The proper execution of all these matters requires additional rating, and provision is made therefor in the Act.

**2. Systems of Local Government now in Operation.**—The principal features of previous enactments as to the division of the State into local areas are retained in the Act of 1902, but such areas in the future are to be of two classes—(a) towns and (b) shires. All municipalities formerly constituted as boroughs become towns, except Brisbane, Rockhampton, and Townsville, which are declared to be cities, and all shires and divisions become shires. The Governor-in-Council may, after giving notice in the *Gazette*, constitute, unite, divide, or abolish areas for the purpose of forming new areas, and may by proclamation constitute a town a city.

(i.) *The Municipal Council.* All local areas are governed by councils, the members of which are called aldermen in the case of towns and councillors in the case of shires.

*Town councils* are composed of either seven, nine, or eleven members, as declared by order-in-Council, but, if the town has wards, three members are assigned to each ward. *Shire councils* are composed of five, seven, or nine members, as declared by order-in-Council, but, if the shire is divided, the number cannot be more than three for each division, and need not be the same for every division.

(ii.) *Qualification of Aldermen and Councillors.* Every male ratepayer of the age of twenty-one years, if a natural-born or naturalised subject, is qualified to be elected as a member of a council, unless he is an uncertificated insolvent, is undergoing imprisonment, is financially interested in any contract with the council, or is insane. Provision is made for the election of the mayor or chairman, and for the retirement of members by rotation. The first council of a newly constituted town is elected, but that of a newly constituted shire is appointed by the Governor-in-Council, unless otherwise directed by the order constituting the shire.

(iii.) *Qualification of Voters.* Generally every person of either sex of the age of twenty-one, who is a natural-born or a naturalised subject, and is rated as an occupier or owner of ratable land, is entitled to vote. The number of votes depends upon the value of the land in the following scale :—

#### MUNICIPALITIES.—PLURALITY OF VOTES.

Value of land	...	Less than £500.	From £500 to £1000.	£1000 and upwards.
Number of votes	...	1	2	3

In case of joint owners or occupiers, each is to be considered the owner or occupier of land of a value equal to that of the whole divided by the number of owners or occupiers not exceeding three. If more than three persons are joint owners or occupiers, those whose names stand first on the rate book or valuation or return are to be taken. Companies may nominate their secretaries, managers, or directors for the purpose of voting.

(iv.) *Powers and Duties of Councils.* Generally the council is charged with the construction, maintenance, and management of all roads, streets, bridges, culverts, ferries, wharves, jetties, and other necessary public works, and is invested with powers to acquire land and buildings in connection with a variety of public works and for a number of public purposes. The council also has general power to make by-laws with a view to the good government of the local area under its management. Authority is given to the councils to establish markets and weighbridges and to fix dues for the use of the same; to undertake the manufacture or supply of light or hydraulic or other power; to destroy noxious weeds; and to control the erection of new buildings and the repair of dangerous or neglected ones. The council may also make by-laws with respect to a multitude of matters mentioned with great particularity in a schedule to the Act, and may also exercise various powers conferred by a number of Acts, set forth in the second schedule, such as the Tramways Act 1882, the Water Authorities Act 1891, the Electric Light and Power Act 1896, and the Health Act 1900.

(v.) *Valuation.* All land is ratable except the following :—Crown land unoccupied or used for public purposes; land in the occupation of the Crown, but this does not include lands rented in towns by the Crown; land used for public purposes; commons; cemeteries; and land not exceeding in area fifty acres and used exclusively for public worship, educational purposes, an orphanage, or library. Generally the value is estimated at the fair average value of unimproved land of the same quality held in fee-simple in the same neighbourhood. In the case of land held under gold-mining lease, or under lease from the Crown, the value is deemed to be a sum equal to twenty times the annual rent.

(vi.) *Rates* are levied on the unimproved capital value, and are of two kinds, general and special. The general rate must not be greater than threepence in the pound, nor less than a halfpenny, while special rates must not exceed threepence in the pound, but this provision does not include separate rates, special water rates, loan rates, cleansing

rates, or tramway rates. Special rates may be levied for the purpose of constructing and maintaining permanent works, while separate rates may be declared for defraying expenses incurred in the execution of a work for the special benefit of any particular part of the area. A special rate may also be levied for the administration of the Health Acts.

(vii.) *Loans.* Money may be borrowed by local authorities either from the central Government, from outside sources by means of debentures, or by way of overdraft of current account. *Government Loans.* The total amount that may be advanced by the Treasury, inclusive of sums owing, may not exceed a sum equal to five times the then ordinary annual revenue of the local authority, except in the case of loans for reproductive undertakings, for which special arrangements may be made by application to the Governor-in-Council. Notice of a proposed loan must be published, and, if demand be made by any ratepayers, having in the aggregate twenty votes, a poll must be taken to decide whether the money shall be borrowed or not. *Debentures.* A local authority may apply to the Governor-in-Council for permission to borrow money by the sale of debentures, but application must only be made after a resolution for borrowing the money has been adopted and confirmed, and after an opportunity has been given for the taking of a poll on the question, and (if a poll has been taken) when the result is in favour of the loan. *Temporary loans* from banks may be made by way of overdraft of the current account, but no such overdraft may exceed the ordinary revenue of the local authority in the year then last past.

(viii.) *Tramways.* Any ratepayers, having not less than one-third of all the votes of the ratepayers within any particular area, may by petition request the local authority to apply to the Governor-in-Council for the constitution of such area as a "tramway area." After an opportunity for taking a poll on the question has been given, and (if a poll has been taken) when the result is in favour of the tramway, the petition may be granted by the Governor, who may authorise the issue of a Government loan for the purpose of constructing or purchasing the tramway. The total amount advanced for the purpose must not exceed £3000 for every mile constructed. As regards the repayment of tramway loans, the local authority may levy a tramway rate, and the provisions of the Local Works Loans Acts 1880 to 1889 are incorporated. Particulars as to the working of tramways run by local authorities are given in the section in this book on "Roads and Railways." (See pp. 594 and 595 hereinbefore.)

**3. Area, Population, Number of Dwellings, Rates, Assets and Liabilities of Cities, Towns, and Shires, 1906.**—The following table gives various particulars of different classes of local authorities for the year ended the 31st December, 1906:—

QUEENSLAND.—AREA, POPULATION, NUMBER OF INHABITED DWELLINGS, RATES, ASSETS, AND LIABILITIES OF CITIES, TOWNS, AND SHIRES, 1906.

Local Authority.	Area.	Population.	Inhabited Dwellings.	Capital Value of Rateable Property.	Rates Levied.		Assets.	Liabilities.	
					General.	Special or Separate.		Loans from Govt.	Total.
	Sq. Miles.	No.	No.	£	£	£	£	£	£
Cities ...	77½	138,857	25,516	10,509,330	101,593	51,803	1,179,896	201,788	824,868
Towns ...	276½	88,249	17,941	3,471,407	38,921	25,348	112,144	128,727	162,216
Shires ...	669,901	306,212	68,211	29,197,808	160,582	15,082	254,363	113,550	158,749
<b>Total ...</b>	<b>670,255</b>	<b>533,318</b>	<b>111,668</b>	<b>43,178,545</b>	<b>301,006</b>	<b>92,233</b>	<b>1,546,403</b>	<b>444,065</b>	<b>1,145,833</b>



4. **Receipts and Expenditure of Local Authorities, 1906.**—The following table gives particulars of the receipts and expenditure of cities, towns, and shires for the year ended the 31st December, 1906:—

QUEENSLAND.—RECEIPTS AND EXPENDITURE OF CITIES, TOWNS, AND SHIRES, 1906.

Local Authority.	Receipts.				Expenditure.				
	From Government.	From Rates.	From other Sources.	Total.	On Public Works.	Loan Redemption.	Office Expenses and Salaries.	Other Expenses.	Total.
	£	£	£	£	£	£	£	£	£
Cities ...	339	150,027	51,414	201,780	107,644	14,468	15,151	60,059	197,322
Towns ...	4,360	67,141	11,157	82,658	53,505	13,675	8,855	12,482	88,517
Shires ...	6,915	170,617	20,818	198,351	131,571	23,211	33,359	27,560	215,721
Total ...	11,614	387,785	83,389	482,789	292,720	51,354	57,365	100,121	501,560

5. **Receipts and Expenditure of Cities, Towns, and Shires, 1903 to 1905.**—The following table shews the receipts and expenditure of cities and towns and of shires, as well as the total receipts and expenditure of all municipalities, for each year since the Local Authorities Act 1902 came into operation:—

QUEENSLAND.—REVENUE AND EXPENDITURE OF CITIES, TOWNS, AND SHIRES, 1903 TO 1906.

Year.	Municipality.	Receipts.				Expenditure.				
		From Govern-ment.	From Rates.	From Other Sources.	Total.	On Public Works.	Loan Redem-ption.	Office Expenses and Salaries.	Other Ex-penses.	Total.
		£	£	£	£	£	£	£	£	£
1903...	Cities and Towns	29,971	191,975	60,582	282,528	184,397	30,863	24,120	65,065	304,445
	Shires ...	30,042	118,127	16,559	194,728	132,135	18,470	32,861	24,304	207,770
	Total ...	60,013	340,102	77,141	477,256	316,532	49,333	56,981	89,369	512,215
1904...	Cities and Towns	11,766	216,133	65,304	293,203	164,099	31,897	27,173	69,021	292,190
	Shires ...	2,131	160,759	18,294	181,184	109,393	22,349	31,838	21,760	185,340
	Total ...	13,897	376,892	83,598	474,387	273,492	54,246	59,011	90,781	477,530
1905...	Cities and Towns	5,071	216,283	91,156	312,510	175,279	62,988	24,906	58,473	321,646
	Shires ...	10,028	161,198	19,612	190,838	107,934	18,778	32,753	20,992	180,457
	Total ...	15,099	377,481	110,768	503,348	283,213	81,766	57,659	79,465	502,103
1906...	Cities and Towns	4,609	217,168	62,571	284,338	161,149	28,143	24,006	72,541	285,839
	Shires ...	6,915	170,617	20,818	198,350	131,571	23,211	33,359	27,580	215,721
	Total ...	11,614	387,785	83,389	482,788	292,720	51,354	57,365	100,121	501,560

6. **Area, Population, Number of Dwellings, Assets and Liabilities of Cities, Towns and Shires, 1903 to 1906.**—The following table gives particulars as to the area, population, number of inhabited tenements, assets and liabilities, of cities and towns and of shires, for each year since the Act of 1902 came into operation:—

QUEENSLAND.—AREA, POPULATION, NUMBER OF INHABITED DWELLINGS, ASSETS AND LIABILITIES OF CITIES AND TOWNS AND OF SHIRES, 1903 TO 1906.

Year.	Municipality.	Area.	Population.	Number of Inhabited Dwellings.	Capital Value.	Assets.	Liabilities.		
							Government Loans.	Other.	Total.
1903		Square Miles.	No.	No.	£	£	£	£	£
	{ Cities and Towns	361	207,334	39,077	14,546,208	1,261,850	338,192	632,394	970,586
	{ Shires ...	667,891	290,009	66,224	29,603,766	280,607	152,862	36,058	188,920
	Total	668,252	497,343	105,301	44,149,974	1,542,457	491,054	668,452	1,159,506
1904		354	222,397	41,931	14,865,198	1,252,764	309,713	634,674	944,387
	{ Cities and Towns	667,898	271,529	63,687	28,786,043	229,843	108,753	32,728	141,481
	{ Shires ...	668,252	498,926	105,618	43,651,241	1,482,607	418,466	667,352	1,085,868
	Total	668,252	498,926	105,618	43,651,241	1,482,607	418,466	667,352	1,085,868
1905		354	224,672	42,857	14,409,576	1,272,911	302,838	678,835	981,673
	{ Cities and Towns	667,898	290,576	64,844	27,948,597	250,052	134,899	33,793	168,692
	{ Shires ...	668,252	515,248	107,701	42,358,173	1,522,963	437,737	713,628	1,150,365
	Total	668,252	515,248	107,701	42,358,173	1,522,963	437,737	713,628	1,150,365
1906		354	227,106	43,457	13,960,737	1,292,040	330,515	656,569	987,084
	{ Cities and Towns	669,901	306,212	68,211	29,197,808	254,363	113,550	45,199	158,749
	{ Shires ...	670,255	533,318	111,668	43,178,545	1,546,403	444,065	701,768	1,145,833
	Total	670,255	533,318	111,668	43,178,545	1,546,403	444,065	701,768	1,145,833

**7. Brisbane Water Supply.**—The water supply of the city of Brisbane and suburbs is administered by a Board of five members, of whom the Secretary for Public Works for the time being is an *ex officio* member. The supply is derived from the upper reaches of the Brisbane River, and from two storage reservoirs, known respectively as the Enoggera and the Gold Creek reservoirs. For some years after the constitution of Brisbane as a municipality in 1859, the city supply was drawn from a chain of water-holes and sold to the residents. This scheme was later superseded by another under which water-carriers were licensed. Later, again, the Board of Water Supply was constituted, and the construction of the Enoggera reservoir by the damming of Ithaca Creek was commenced in 1864 and completed in August, 1866. This was followed in 1885 by the construction of the Gold Creek reservoir, which provided an improved service and better water. In April, 1892, the works at Mount Crosby, at the head of the Brisbane River, were completed. At these works the water is pumped to a reservoir 455 feet above Brisbane high-water mark, whence it is delivered to the city by gravitation. The water can also be diverted to Gold Creek, where the reservoir is kept filled, while a reservoir on Highgate Hill is also connected and fitted with aerating apparatus.

(i.) *The Brisbane River Supply.* This is the principal source of supply, about 60 per cent. of the water used being taken from it. The catchment area above the pumping station is about 4000 square miles. The Mount Crosby service reservoir, into which the water is pumped from the river, is built in cement concrete, and is 267 feet long, 100 feet wide, and 15 feet deep from high-water line, which is 455 feet above high-water mark at Brisbane. The capacity is nearly 2,500,000 gallons. The outlet pipe is thirty-four inches in diameter, and leads through the valve-house to the gravitation main to Brisbane, 17½ miles long and twenty-four inches in diameter. At Kenmore, eleven miles from Mount Crosby, a junction is effected between this 24-inch main and the 16-inch main from Gold Creek.

(ii.) *The Enoggera Reservoir.* The Enoggera are the oldest works now in use, and are distant from Brisbane about eight miles by road. The catchment area is nearly thirteen square miles in extent, and the reservoir, which is formed by an earthen dam, holds 1,000,000,000 gallons, of which 600,000,000 are available by gravitation. The

greatest length of the reservoir is 2600 yards, and its greatest breadth 700 yards. There are three lines of pipes from the reservoir to Brisbane—sixteen inches, twelve inches, and eight inches in diameter. The total carrying capacity of these pipes is about 3,000,000 gallons a day.

(iii.) *The Gold Creek Reservoir.* This reservoir is situated in the upper waters of Gold Creek, a branch of Moggil Creek, distant from Brisbane by road about thirteen miles. The supply is drawn from a catchment area adjoining that of Enoggera, and comprising an area of nearly four square miles. The total capacity is about 406,000,000 gallons, of which 400,000,000 gallons are available. The diameter of the service main is sixteen inches, the distance from the valve house to Brisbane being 12½ miles. The greatest length of the reservoir is 1650 yards, and its greatest breadth 682 yards.

(iv.) *Highgate Hill Service Reservoir.* This reservoir was constructed in 1889 to supply parts of South Brisbane. Its capacity is 2,176,000 gallons. To fill this reservoir, and in order to ensure a good water supply to the south side generally, an inverted syphon, sixteen inches in diameter, was laid under the Brisbane River between Toowong and West End in 1889. The syphon is 800 feet long, and is connected both with the Mount Crosby and Gold Creek mains.

(v.) *Brisbane Waterworks: Cost, Revenue, Expenditure, and Interest, 1901 to 1906.* The subjoined table gives particulars as to the cost, the revenue and expenditure, and the amount of interest and loan redemption during each year from 1901 to 1906, inclusive:—

**BRISBANE WATERWORKS.—COST, REVENUE, EXPENDITURE, INTEREST AND REDEMPTION OF LOANS, 1901 TO 1906.**

Year.	Capital Cost.	Revenue from Rates and Sales of Water.	Working Expenses.	New Work Construction.	Interest and Redemption of Loans.
	£	£	£	£	£
1901 ...	694,973	60,120	17,462	7,535	42,426
1902 ...	711,178	60,917	19,305	18,168	26,716
1903 ...	727,311	62,435	18,917	17,429	26,716
1904 ...	740,618	63,338	23,888	13,244	26,716
1905 ...	751,477	65,584	25,606	10,860	26,716
1906 ...	774,921	67,280	19,255	23,444	26,716

\* The book value of the works at the end of 1906 was £535,462, the difference being amounts written off for depreciation, losses through floods, or the removal of smaller mains.

(vi.) *Brisbane Waterworks: Length of Mains, Tenements and Population Served, and Water Consumption, 1901 to 1906.* The following table shews the length of mains, the number of tenements connected, the population supplied, the total quantity of water supplied, the average daily supply, and the average daily supply per head of population supplied during each year from 1901 to 1906, inclusive:—

**BRISBANE WATERWORKS.—LENGTH OF MAINS, NUMBER OF TENEMENTS AND POPULATION SERVED, AND QUANTITY OF WATER SUPPLIED, 1901 TO 1906.**

Year.	Length of Reticulation Mains.	Estimated Number of Tenements Connected.	Estimated Population Supplied.	Quantity Supplied.	Average Daily Supply.	Average Daily Supply per Head of Estimated Population.
	Miles.	No.	No.	Gallons.	Gallons.	Gallons.
1901 ...	198	15,652	78,260	1,536,260,000	4,208,931	55
1902 ...	216½	17,346	86,730	1,499,674,000	4,108,696	47
1903 ...	229½	17,435	87,175	1,413,722,000	3,873,211	44
1904 ...	240½	17,814	89,070	1,686,845,000	4,621,493	52
1905 ...	250½	18,855	94,275	1,749,820,000	4,794,028	51
1906 ...	264	19,223	96,115	1,630,899,000	4,468,216	46½

The total length of the trunk mains is 52½ miles.

Graphs relating to the water supply of Brisbane may be found on page 859 hereinafter. Particulars relating to the sewerage system of Brisbane are not available.

8. **Country Towns Water Supply, 1906.**—In addition to the city of Brisbane there were at the end of the year 1906 twenty-two towns in Queensland provided with water supply systems, constructed by municipalities chiefly from Government loans. The subjoined statement gives particulars of all the water supply systems—exclusive of Brisbane—for the year 1906 :—

QUEENSLAND.—PARTICULARS OF COUNTRY WATER SUPPLY SYSTEMS,  
1906.

£				£			
Receipts	Cost of construction	...	595,004	Expenditure	Office and salaries	...	8,785
	Government loans	...	5,703		Construction	...	17,145
	Rates and sales of water	...	68,511		Maintenance	...	22,825
	Other	...	2,960		Interest & redemption	...	24,422
	Total	...	77,174		Total	...	73,177
Assets	...	...	521,628	Liabilities	...	...	430,845

9. **Fire Brigades.**—In the year 1906 there were eighteen fire brigades organised in various towns in Queensland. The revenue of these brigades is derived chiefly from grants from the Government, from municipalities, and from the insurance companies, generally in equal proportions. The following table gives particulars for the year 1906 for the seventeen fire brigades from which returns were received :—

QUEENSLAND.—FIRE BRIGADES, 1906.

Receipts.		Amount.	Expenditure.		Amount.
		£			£
From Government	...	3,807	Salaries and wages	...	6,146
„ Municipalities	...	3,873	Building, repairs, etc....	...	1,168
„ Insurance companies	...	3,783	Plant, stores, clothing, etc.	...	1,616
„ Other sources	...	570	Other	...	2,725
Total	...	12,033	Total	...	11,655

## § 5. South Australia.

1. **Development of Local Government Systems.**—In the latter part of 1839 the first municipal law was passed in South Australia, which was thus the birthplace of municipal government in the Commonwealth. On the 31st October, 1840, the principles of self-government were practically adopted in Adelaide by the election of a mayor and council, consisting of nineteen members, and the system has since been extended throughout the settled parts of the State by the formation of district councils and municipal corporations, which are the two types of local authorities now in existence.

2. **District Councils.**—The first District Councils Act was passed in 1858, was amended in 1862, and was further amended and consolidated by the District Councils Act of 1876, which provided for the continuation of existing districts and for the establishment of new ones by proclamation on the petition of the ratepayers. The revenue of the councils consisted of rents, profits, and income from lands vested in the council or over which the council had the control and management; fines and penalties enforced under

the Act; fees for licenses; and general and special rates and loans. Provisions were made for the election of councillors, their number, qualifications, and retirement; for the election of auditors; the meetings, powers and functions of councils; the appointment of constables; revenue and expenditure; assessment and rates; and for making by-laws for various purposes. The Act of 1876 was amended from time to time, and was finally amended and consolidated by the Act which is now in force, namely the District Councils Act 1887, which has in turn been amended in the years 1890, 1893, 1897, and 1904.

(i.) *The District Councils Act 1887* provides for the continuation and amalgamation of existing districts and for the constitution as a new district of any part of the State containing ratable property capable of yielding upon a rate not exceeding one shilling in the pound a sum of £200. The Governor is authorised to alter the area or boundaries of any district by annexation or by subdivision. New districts are constituted upon petition to the Governor; every petition must be signed by fifty inhabitants of the part sought to be constituted, and if the proposed district comprises portion of a previously existing district, by a majority of the ratepayers of such portion.

(a) *Qualification of Councillors.* Every male ratepayer, if of full age, is qualified to be a councillor, unless he is a minister of religion, a stipendiary magistrate, an uncertificated insolvent, or is the treasurer or a paid official of the district council, or is interested in any contract, except for advertisements and printing, with the district council. The chairman is elected by the councillors from their own number.

(b) *Qualification of Electors.* Every person of either sex, if of the age of twenty-one years, whose name appears as a ratepayer in the assessment book is entitled to vote at the elections of councillors and auditors. In case of a joint tenancy or a tenancy in common, only one person is entitled to a vote for every £75 or part thereof at which the property is assessed.

(ii.) *Assessments and Rates.* Assessments are generally made at four-fifths of the gross annual rent at which the property would let for a term of seven years, or at 5 per cent. on the capital value, but in case of land within a township, not less than twenty acres in area, and not built on, used, or divided by roads, assessment is made at the rate of 2½ per cent. on the value of the fee-simple. All other township land unbuilt on is assessed at 5 per cent. on the fee-simple value, and for lands held under mining lease from the Crown, the assessment may not exceed the annual rental. *General Rates* may not be more than one shilling and sixpence nor less than threepence in the pound on the assessed value. *Special Rates* for the execution of permanent works may also be declared, provided that the general and special rates together do not exceed two shillings and sixpence in the pound. No special rate may be declared without the consent of the ratepayers to be obtained at a meeting called for the purpose, and any six ratepayers may demand a poll to be taken on the subject. The ratepayers of any portion of a district may memorialise the council for specific works for the benefit of such portion of the district, and if the council decide to comply with the memorial, a *separate rate* may be levied in respect of property in the portion defined. Lighting rates may also be declared, but must not exceed fourpence in the pound.

(iii.) *Loans.* Any council may, for the execution of any works for which a special or separate rate has been declared, borrow on the security of such rate up to ten times the amount which at the time of borrowing would result from a rate of one shilling in the pound, but if demand be made by any twenty ratepayers, the question whether or not the proposed loan be incurred must be submitted to a poll of the ratepayers. The interest payable on any such loan must not exceed 6 per cent. By an amending Act passed in the year 1904, additional borrowing powers were conferred on the councils for the purpose of carrying out permanent works, subject to the conditions that the total amount borrowed must not at any time exceed three times the amount which would result from a rate of one shilling in the pound, and that the principal sum and interest must be repaid by means of a sinking fund within forty-two years.

(iv.) *Revenue and Expenditure.* The revenue of the councils consists of rents, profits and income from property vested in the council or over which the council has control; the proceeds from the sale of such property; fines and penalties imposed under the Act; fees for licenses; rates; and main road subsidies. Under the District Councils and Corporation Subsidy Act 1890 provision is made for grants out of the general revenue to district councils and corporations in lieu of fees received under the Auctioneers Act 1862 and the Licensed Victuallers Act 1880. The amount of such grant is a sum equal to five shillings in the pound on the amount collected from general rates not exceeding one shilling in the pound declared during any one year. Revenue may be expended on carrying out any authorised works; in payment of salaries and professional fees; in subscriptions to charities; in payment of councillors' travelling expenses; in promoting bills before Parliament, and generally in carrying out the purposes of the Act.

(v.) *Powers and Duties of Councils.* A council may carry out certain permanent works which are defined in the Act, and which comprise the following:—The construction of new streets and roads, sewers, and drains; the construction or purchase of water-works, district offices, pounds; abattoirs, markets, baths, hospitals, and other charitable institutions; the providing of libraries, museums, and places of public recreation; and the construction of tramways and machinery for the treatment of refuse. The councils are invested with wide powers to make by-laws for the more effective exercise and discharge of their powers, duties, and liabilities, particularly in respect of the following matters:—The compulsory purchase of land; manufacturing districts; the public health; the sale of food and drugs; the management of unoccupied waste lands of the Crown; drainage; piers, jetties, and wharves; weights and measures; vermin destruction; game and fisheries; streets, roads, and public places; fire brigades; impounding; and for fixing penalties for breaches of such by-laws. Upon the district councils also is imposed the duty of administering the Health Acts, the Sale of Food and Drugs Acts, the Game and Fisheries Acts, the Vermin Acts, the Bush Fires Act, the Impounding Act, the Weights and Measures Act, and the Slaughter House Act.

3. **Municipalities** were first established under the Municipal Corporations Act of 1861, which, after providing for the extensions of the powers and duties of the Corporation of the City of Adelaide, authorised the Governor, on petition of a majority of not less than two-thirds of the property-owners, to incorporate any town, district, or place within the province, a municipality. This Act and its amendments were consolidated in the Municipal Corporations Act of 1880, which was amended from time to time until the year 1890, when it was repealed and its provisions consolidated by the existing Act, the Municipal Corporations Act of 1890, which was in turn amended in 1903.

(i.) *The Municipal Corporations Act 1890.* After making provision for continuing existing corporations and by-laws the Act authorises the Governor to constitute new municipalities, or to alter the boundaries of existing ones, on petition of not less than two-fifths of the ratepayers or owners of ratable property within the land proposed to be incorporated, separated, or added; and also to rearrange, increase, or diminish the number of wards of a municipality on petition of not less than one-fifth of the ratepayers. Each council consists of a mayor, and of two councillors for each ward, and the provisions as to their qualifications are substantially the same as in the case of district councils referred to above. All persons of full age, if British subjects and not in receipt of public relief or alms, who are either owners or occupiers of any ratable property within a municipality are entitled to vote at the election of the mayor and councillors. Provision is made for the nomination and election of the mayor, councillors, and auditors, and for regulating the meetings of the councils.

(ii.) *Municipal Functions of Councils.* All public streets and roads are vested in the council of the municipality in which they lie, but no street can be declared a public street after the passing of the Act unless it is at least forty feet wide. Full powers are given as to opening, closing, or fencing public streets, and for supervising the formation and repair of private streets and lanes. Councils are further authorised to execute

works for, or to contract for the lighting, sewerage, and drainage of municipalities; to take all measures requisite for the public health; to establish public baths, fountains, and parks; to grant licenses for slaughter-houses, hide and skin markets, for the depasturing of cattle, and for the removal of sand and gravel; to control the erection or pulling down and the maintenance of buildings and hoardings; to organise fire brigades, and to order the removal of inflammatory buildings.

(iii.) *Assessments and Rates.* Owners and occupiers of ratable property in municipalities are assessed each year on the same basis as stated above in respect to ratable property within districts under the government of district councils. In addition to the rate authorised by the Public Health Act a *general rate*, not exceeding one shilling in the pound, may be declared; rates for lighting and for the improvement of parks and reserves may also be levied, the former being limited to fourpence and the latter to threepence in the pound. The council may also declare a rate for defraying the expense of watering streets, to be apportioned among the persons liable for the rates in respect of properties fronting such streets. *Special and separate rates* may also be levied in the same manner as by district councils, but, in the case of municipalities, the general and special rates together must not exceed two shillings in the pound.

(iv.) *Borrowing powers* of municipal corporations are substantially the same as those of district councils, and similar additional powers were given to municipalities as to districts by the Municipal Corporations Amendment Act 1903.

(v.) *Revenue, Expenditure, and Miscellaneous.* Other provisions as to the revenue and expenditure of municipalities, and their powers as regards permanent works, are the same as those in force under the District Councils Acts, referred to above, while very wide powers are given to municipal councils in respect of a variety of matters and things to provide by means of by-laws for the general good government of the municipalities.

**4. Finances of District Councils and Corporations, 1901 to 1906.**—The subjoined tables shew the amounts of assessment and the revenue, and expenditure of district councils and of corporations for each financial year from 1901 to 1906, inclusive; the figures given are exclusive of the Main Roads Funds, particulars as to which may be found in the section of this book on "Roads and Bridges."

**SOUTH AUSTRALIA.—ASSESSMENT, REVENUE, AND EXPENDITURE OF DISTRICT COUNCILS, 1901 TO 1906 (EXCLUSIVE OF MAIN ROADS FUNDS).**

Year.*	Amount of Assessment.	Revenue.				Expenditure.	
		From Rates.	From Subsidies.	Other Sources.	Total.	On Public Works.	Total.
	£	£	£	£	£	£	£
1901	1,412,507	63,321	15,225	51,919	130,465	65,406	128,499
1902	1,433,036	63,193	15,735	38,198	117,126	66,355	121,210
1903	1,452,413	64,207	15,358	40,713	120,278	64,642	122,936
1904	1,488,716	70,975	14,252	39,766	124,993	70,201	123,778
1905	1,503,230	71,603	15,490	46,603	133,696	69,769	131,028
1906	1,604,979	75,253	16,845	39,987	132,084	72,067	128,605

**ASSESSMENT, REVENUE, AND EXPENDITURE OF CORPORATIONS, 1901 TO 1906 (EXCLUSIVE OF MAIN ROADS FUNDS).**

1901	1,177,850	87,289	9,733	49,342	146,364	55,533	146,091
1902	1,195,991	87,961	9,113	60,531	157,605	58,651	157,523
1903	1,208,825	85,702	10,470	57,509	153,681	55,544	152,475
1904†	1,222,522	96,545	14,766	45,534	156,845	61,004	156,722
1905	1,236,578	98,632	15,127	47,267	161,026	60,720	159,863
1906	1,253,566	99,160	14,713	52,225	166,098	63,422	162,078

\* Up to and including the year 1903, the financial year for Corporations ended on the 31st December, but after that date ends on the 30th November. The financial year for district councils ends on the 30th June. † For eleven months ended the 30th November, 1904.

**5. Adelaide Water Supply System.**—The water supply system of Adelaide is under the control of the Public Works Department. The supply is obtained partly from the catchment areas of the rivers Onkaparinga, Torrens, and Sixth Creek, and partly from springs and pumping stations. There are three storage reservoirs, situated at Happy Valley, Hope Valley, and at Thorndon Park, having an aggregate capacity of 3,895,000,000 gallons, while the tanks used in connection with the springs and pumping stations have a further capacity of 4,824,000 gallons. The total capital cost up to the 30th June, 1906, was £1,675,313, the total amount paid by way of interest on loans being £1,406,881, the total expenditure on maintenance £620,409, and the total revenue £2,117,062. The area served at the same date was 76,532 acres.

The following table gives various particulars relating to the water supply of Adelaide for the years 1904 to 1906, inclusive:—

ADELAIDE WATER SUPPLY.—LENGTH OF MAINS, REVENUE, EXPENDITURE, AND CONSUMPTION OF WATER, 1904 TO 1906.

Year Ended 30th June.	Length of Mains.	Gross Revenue.	Working Expenses.	Net Revenue.	Percentage of Net Revenue on Capital Cost.	Total Consumption of Water. <sup>1</sup>
	Miles.	£	£	£	%	Million of Gals.
1904 ...	640	70,333	19,257	51,076	3.09	3,550
1905 ...	647	72,471	20,002	52,469	3.16	3,650
1906 ...	656½	72,976	22,298	50,678	3.02	3,550

1. In the Adelaide Water District there are no governing meters. The quantities shewn above are as recorded by gaugings taken at the reservoirs, and include evaporation and absorption.

**6. Adelaide Sewerage System.**—In connection with the sewerage system of Adelaide, which is also under the control of the Public Works Department, 242½ miles of sewers had been laid in the city and suburbs up to the 30th June, 1906, the total number of premises connected being 24,020. The sewage is disposed of on a farm and filter-beds, the latter being used only during the winter months. The total cost of construction to the 30th June, 1906, was £622,034.

The following table gives particulars relating to the Adelaide sewerage system for the years 1904 to 1906, inclusive:—

ADELAIDE SEWERAGE SYSTEM—REVENUE AND EXPENDITURE, 1904 TO 1906.

Year Ended the 30th June.	Revenue.			Expenditure.			Net Revenue.	
	Rates and Interest.	Sewage Farm. Sales of Produce, etc.	Total.	Mainten-ance.	Sewage Farm Working Expenses.	Total.	Total.	Per-centage on Capital Cost.
	£	£	£	£	£	£	£	%
1904 ...	30,923	6,594	37,517	5,466	5,962	11,428	26,089	4.12
1905 ...	31,682	6,817	38,499	5,679	5,393	11,072	27,427	4.41
1906 ...	32,530	7,006	39,536	5,921	5,901	11,822	27,714	4.45

**7. Water Supply in Country Towns.**—In South Australia there are a number of country water works under the control of the Public Works Department. These works are partly used for irrigation purposes, and the most important of them have already been referred to in the section of this book dealing with the subject of "Irrigation." (See p. 490 *ante*.) In 1906 there were twenty-five of these districts, the total cost of construction to the 30th June, 1906, being £2,247,990. On the same date the total amount



paid by way of interest on loans was £1,060,618, the total expenditure on maintenance being £257,669, and the total revenue £589,933.

The following table gives particulars relating to these water districts for the years 1904 to 1906, inclusive:—

**SOUTH AUSTRALIA.—PARTICULARS OF WATER DISTRICTS, 1904 TO 1906.**

Year ended the 30th June—	Number of Water Districts.	Total Area Supplied.	Capacity of Reservoirs, etc.	Length of Mains.	Gross Revenue.	Working Expenses.	Net Revenue.	Percentage of Net Revenue on Capital Cost.
	No.	Acres.	Millions of Gallons.	Miles.	£	£	£	%
1904 ...	25	2,617,520	3,469	1,280 $\frac{1}{2}$	44,007	22,499	21,508	0.99
1905 ...	25	2,615,731	3,466	1,194 $\frac{1}{2}$	36,381	12,350	24,031	1.11
1906 ...	25	2,614,280	3,470	1,391 $\frac{1}{2}$	44,620	19,872	24,748	1.10

## § 6. Western Australia.

1. **Types of Local Authorities.**—In this State there are three forms of local authorities, namely:—(i.) Municipalities, (ii.) Road Districts, and (iii.) Local Boards of Health. The first Municipalities Act was passed in 1871, but only a few districts were incorporated under it. In 1895 a more comprehensive measure, the Municipal Institutions Act, was passed, and after being amended from time to time was consolidated by the Municipal Institutions Acts 1902 and 1904. In 1906 the most recent enactment, the Municipal Corporations Act, was passed, repealing and consolidating previous enactments. The whole area of the State outside incorporated municipalities is divided into road districts, which are administered under the Roads Act 1902 and 1904. In municipalities the councils act as Health Boards for the purpose of administering the Public Health Act, while outside municipalities local Boards of Health may be formed. In 1904 another local government measure, the Water Boards Act, was passed, under which Boards may be appointed for the control of waterworks, and rates may be levied for the purpose, the maximum being fixed at two shillings in the pound of ratable value.

2. **Municipalities** are now regulated by the Municipal Corporations Act, which came into force on the 1st January, 1907. Provision is made for the continuation of existing municipalities, and the Governor is authorised to constitute new municipalities on petition signed by at least fifty property-holders of the district proposed to be incorporated; to unite adjoining municipalities on petition under their common seals; to sever any portion from a municipality on petition signed by a majority of the ratepayers, and to annex such portion to a contiguous municipality or road district.

(i.) *Municipal Councils* consist of a mayor and councillors, the number of which depends upon the population of the municipality; if the population is less than 1000 there are six councillors, if from 1000 to 5000 there are nine councillors, and if the population is over 5000 there are twelve councillors, or three for each ward. Any male ratepayer of the age of twenty-one years, if a natural-born or naturalised subject, is eligible for election as mayor or councillor, except ministers of religion, uncertificated bankrupts, prisoners, and certain other persons who may be disqualified on the ground of interest.

(ii.) *Qualification of Voters.* Every ratepayer, if of twenty-one years of age or over, is entitled to vote at the municipal elections. In the case of joint owners or occupiers, each owner or occupier, if not exceeding two in number, is deemed to be the owner or occupier of half the property; if more than two in number the owners or occupiers may appoint two of their number to be registered in respect of the property. Corporations and companies may also nominate two persons to be registered as voters.

(iii.) *Powers and Duties of Councils.* The councils have power to make by-laws with respect to the usual matters pertaining to municipalities, and are also invested with the control and management of all public places, streets, roads, bridges, sewers, and drains within the municipality. They may contract for the lighting of any part of the municipality for a period not exceeding three years, and may levy a lighting rate; they may construct dams or reservoirs for water supply, may establish fire brigades and baths, and may provide places of recreation, pounds, abattoirs, markets, and weighbridges.

(iv.) *Valuation of Ratable Property.* All land is ratable property except the following:—Property of the Crown used for public purposes or unoccupied; property used for religious or charitable purposes; public libraries, museums, etc.; cemeteries; any land declared by the Governor to be exempt from municipal rates. Generally the annual value of improved or occupied land is the average rent obtainable, less 20 per cent., but in no case may the annual value be less than 4 per cent. of the fee-simple value. The annual value of unimproved or unoccupied land is taken to be not less than  $7\frac{1}{2}$  per cent. on the capital value. No allotment of ratable land may be valued at an annual value of less than £2 10s.

(v.) *Rates.* General rates are levied annually, but may not exceed one shilling and sixpence in the pound on the annual value. Lighting rates and special rates for the repayment of debentures and interest may also be struck, but may not exceed the maximum rate allowed in the case of general rates.

(vi.) *Borrowing Powers.* The council of a municipality may borrow money on the credit of the municipality for permanent works, or for the purpose of liquidating the principal moneys owing on account of any previous loan. Permanent works may be the construction or alteration of any street, footway, road, bridge, culvert, wharf, or jetty; the construction of sewers and drains, and works connected with sewerage and drainage; the construction or purchase of waterworks, tramways, municipal offices, pounds, abattoirs, markets, and baths; the improvement of endowment lands; providing places of public recreation; the construction of a general warehouse, or a theatre, or of refuse destructors; and the purchase of quarries or land. The amount borrowed at any time may not exceed ten times the average ordinary income of the municipality for the two years last preceding, and the amount borrowed to liquidate any loan must not exceed the balance of principal owing. A municipality may also overdraw on the amount of its current account, but the overdraft must not at any time exceed one-third of the ordinary revenue for the preceding year.

(vii.) *Government Subsidies.* Grants are made annually to municipalities by way of subsidies on the amounts of rates collected. To entitle any council to participate in the allocation of the annual Parliamentary vote the council must have levied a minimum general rate of one shilling in the pound, and must have collected not less than £300 from such rate. Newly-constituted municipalities are, during the first year of existence, dealt with apart from the provisions of the general scheme, and are allowed a subsidy of £2 for every £1 of general rate collected; in subsequent years they participate according to the general provisions. The following table shews the basis on which the municipalities are classified:—

WESTERN AUSTRALIA.—CLASSIFICATION OF MUNICIPALITIES.

Income from General Rates	From £20,000 to £30,000.	From £10,000 to £20,000.	From £5000 to £10,000.	From £500 to £5000.	Under £500.
Class      ...      ...	1st	2nd	3rd	4th	5th

No subsidy is paid on income from general rates exceeding £3000.

3. **Area, Population, etc., of Municipalities.**—Returns regarding the area, population, and valuation of municipalities are defective. They are shewn in the table hereunder:—

WESTERN AUSTRALIA.—NUMBER, AREA, POPULATION, NUMBER OF DWELLINGS, AND VALUATION OF MUNICIPALITIES, 1901 TO 1906.

Year ended the 31st October.	Number of Municipalities.	Area.	Population.	Dwellings.			Unimproved Capital Value of Freehold Land.	Amount Payable in respect of Rates.
				Occupied.	Unoccupied.	Total.		
	No.	Acres.	No.	No.	No.	No.	£	£
1901* ...	42	71,721	96,807	20,989	967	21,956	...	...
1902 ...	44	68,867	96,807	20,989	967	21,956	...	...
1903 ...	44	73,338	115,350	20,989	967	21,956	...	...
1904 ...	43	77,331	†115,182	‡20,961	‡960	‡21,921	...	...
1905 ...	43	75,415	†115,182	‡20,961	‡960	‡21,921	‡8,280,698	132,453
1906 ...	45	81,519	125,474				‡8,280,698	142,229

\* Census figures, 1901. † Returns for thirty-eight municipalities only. ‡ Returns for forty-two municipalities only. || Not available.

4. **Revenue and Expenditure of Municipalities, 1901 to 1906.**—The following table gives particulars as to the revenue and expenditure of municipalities during each year from 1901 to 1906, inclusive:—

WESTERN AUSTRALIA.—REVENUE AND EXPENDITURE OF MUNICIPALITIES, 1901 TO 1906.

Year ended the 31st October	Revenue.				Expenditure.			
	From Rates.	From Govt. Grants.	From other Sources.	Total.	Works and Improvements.	Disbursements in respect of Loans.	Other Expenses.	Total.
	£	£	£	£	£	£	£	£
1901 ...	78,021	66,860	82,228	227,109	111,241	23,809	79,365	214,415
1902 ...	94,894	81,436	113,591	289,921	125,721	33,936	123,615	283,272
1903 ...	104,760	80,938	116,653	302,351	142,347	33,294	137,228	312,869
1904 ...	119,110	90,868	213,785	423,763	187,747	38,227	168,524	394,498
1905 ...	130,575	85,798	167,793	384,166	183,226	53,746	174,716	411,688
1906 ...	146,206	95,997	210,226	452,429	165,421	50,739	200,844	417,004

5. **Assets and Liabilities of Municipalities, 1901 to 1906.**—The following table gives particulars respecting the assets and liabilities of municipalities at the end of each financial year from 1901 to 1906, inclusive:—

WESTERN AUSTRALIA.—ASSETS AND LIABILITIES OF MUNICIPALITIES, 1901 TO 1906.

Year ended the 31st October	Assets.					Liabilities.		
	Balance in Hand.*	Value of Property owned by Municipalities.	Accrued Sinking Funds for Redemption of Loans.	Other Assets.	Total.	Outstanding Debts and Bonds.	Other Liabilities.	Total.
	£	£	£	£	£	£	£	£
1901† ...	37,259	214,984	42,311	13,432	307,986	321,000	19,762	340,762
1902† ...	49,557	294,800	62,239	20,420	427,016	413,050	29,700	442,750
1903 ...	41,375	332,492	64,936	34,141	472,943	437,300	41,200	478,500
1904 ...	72,894	354,798	81,514	36,718	545,924	589,500	32,304	622,104
1905 ...	43,209	473,320	94,892	36,086	647,507	623,414	28,081	651,445
1906 ...	78,579	537,407	110,165	46,495	772,646	729,614	29,333	758,947

\* Including bank balance, cash in hand, and fixed deposit. † Incomplete.

‡ Exclusive of the municipality of Mount Morgans.

6. **Road Districts.**—The whole area of the State, outside incorporated municipalities, is divided into districts, the executive powers being vested in elective boards. These districts were originally formed solely for the purpose of controlling roads and bridges, but their powers and duties have been extended, so that at the present time they correspond closely to the shires of the other States of the Commonwealth. The enactments at present governing the administration of the Road Boards are the Roads Acts 1902 and 1904, the Parks and Reserves Act, the Cattle Trespassing Act, the Width of Tires Act, the Cart and Carriage Licenses Act, and the Dog Act. The general powers and duties of the Boards as regards roads and bridges are described in the section of this book entitled "Roads and Bridges." In addition to these powers and duties the Boards have power to do everything necessary for the proper management of the property under their control, and may also construct and maintain tanks, wells, and dams, and bore for water for the purpose of supplying water along any road in the district. Subject to the provisions of the Roads Acts, the Board has also the control and management of any such public reserves, parks, commons, wells, dams, reservoirs, buildings, machines, etc., as the Governor may direct. The Board has also extensive powers for making, altering, and repealing by-laws.

7. **Boards of Health** may be established under the Public Health Act 1886, either within or outside of municipal boundaries. In the former case the Act is administered by the municipal councils, while in the latter case special Boards are elected by the ratepayers. The revenue of these Boards consists chiefly of moneys received from health rates and sanitary fees, and the largest item of expenditure is directly connected with the sanitary service. The following table shews particulars of the receipts and expenditure of the various Boards—both municipal and extra-municipal—during each year from 1901 to 1906, inclusive:—

WESTERN AUSTRALIA.—RECEIPTS AND EXPENDITURE OF LOCAL  
HEALTH BOARDS, 1901 TO 1906.

Year ended the 31st October.	Revenue.			Expenditure.		
	From Public Health Rate.	From other Sources.	Total.	On Sanitary Services.	Other Expenses.	Total.
	£	£	£	£	£	£
1901 ... ..	15,230	17,477	32,707	18,787	12,992	31,779
1902 ... ..	17,639	12,591	40,230	19,248	20,114	39,362
1903 ... ..	21,884	22,610	44,494	22,872	21,184	44,056
1904 ... ..	25,777	25,904	51,681	28,299	23,321	51,620
1905 ... ..	26,003	30,864	56,867	30,724	28,061	58,785
1906 ... ..	28,242	40,943	69,185	40,518	28,038	68,556

On the 31st October, 1906, there were forty-five Local Boards of Health within municipalities and fifty-five extra-municipal Boards.

8. **The Perth Metropolitan Waterworks.**—These works were first opened by a private company in October, 1890. Under the provisions of the Metropolitan Waterworks Act 1896, however, the works were purchased by the Government at a cost of £220,000. and were placed under the control of a Board, which was in the year 1904 superseded by the Minister for Works. The original Act was subsequently amended in 1893, 1902, and 1905. The supply of water is derived from three sources—(i.) the Victoria reservoir, (ii.) the Mundaring reservoir, and (iii.) from six artesian bores.

(i.) *The Victoria Reservoir.* This is the main source of supply. The reservoir has a capacity of 212,000,000 gallons, and has a catchment area of 10,000 acres on the Darling Ranges. The water gravitates from the Victoria reservoir to Perth through two mains which are respectively 21 inches and 12 inches in diameter, and 15½ and 17 miles in length. There are two service reservoirs—one of 2,413,000 gallons, and the

other of 600,000 gallons capacity. The quantity of water drawn from this reservoir during the year ended the 30th June, 1907, was about 506,000,000 gallons.

(ii.) *The Mundaring Reservoir.* This reservoir is used as an emergency supply. It has a capacity of 4,650,000,000 gallons, but is only connected by one eight-inch main. During the last financial year about 12½ million gallons were drawn. This reservoir has a catchment area of 569 square miles, and was constructed in connection with the gold-fields water supply. (See p. 484 hereinbefore).

(iii.) *Artesian Bores.* There are in all six artesian bores, the flow from which augments the main supply from the Victoria reservoir. The total flow is about 360,000,000 gallons during the season, which lasts approximately for six months.

(iv.) *Financial Operations of Board, 1901 to 1907.* The following table gives particulars of the financial operations of the Metropolitan Waterworks Board for each year ending the 30th June, from 1901 to 1907, inclusive:—

PERTH METROPOLITAN WATERWORKS BOARD.—PARTICULARS OF  
FINANCIAL OPERATIONS, 1901 TO 1907.

Year ended the 30th June.	Capital Cost of Works.	Depreciation.	Net Capital Cost.	Gross Revenue.	Cost of Maintenance and Management.	Interest Earned by Net Revenue on Net Capital Cost.	Percentage of Expenses on Gross Revenue.
	£	£	£	£	£	Per cent.	Per cent.
1901 ...	386,414	...	386,414	27,249	8,021	4.9	29.4
1902 ...	395,764	...	395,764	32,676	13,059	5.2	36.9
1903 ...	408,681	...	408,681	34,164	18,536	3.8	54.2
1904 ...	413,764	...	413,764	36,517	14,674	5.3	40.2
1905 ...	418,479	...	418,479	42,177	14,561	6.6	35.0
1906 ...	440,125	6,165	433,960	43,571	12,989	7.0	29.8
1907 ...	486,857	15,915	470,942	45,848	14,923	6.6	32.5

(v.) *Perth Water Supply.—Consumption of Water, 1901 to 1907.* The following table shows the total annual supply, the average daily supply, and the average daily supply per house and per head of population during each financial year from 1900-1 to 1906-7, inclusive:—

PERTH METROPOLITAN WATERWORKS BOARD.—CONSUMPTION OF  
WATER, 1901 TO 1907.

Year ended the 30th June.	Total Annual Supply.*			Average Daily Supply.*	Number of Houses Supplied.	Estimated Population Supplied.	Average Daily Supply.	
	From Reservoir.	From Bores.	Total.				Per House.	Per Head of Population.
	000 Gals.	000 Gals.	000 Gals.	000 Gals.	No.	No.	Gals.	Gals.
1901 ...	380,003	161,589	541,592	1,484	6,182	32,000	240	45.2
1902 ...	334,752	168,439	503,191	1,378	7,043	35,000	195	39.3
1903 ...	203,517	366,504	570,021	1,561	8,108	38,350	192	40.7
1904 ...	436,657	264,566	701,223	1,921	9,104	41,000	211	46.8
1905 ...	481,528	274,327	755,855	2,071	10,105	45,000	204	46.1
1906 ...	552,373	288,812	841,185	2,305	10,882	48,000	212	48.0
1907 ...	506,751	359,797	866,548	2,375	12,164	52,000	195	45.6

\* In thousands of gallons.

. Graphs relating to the water supply of Perth will be found on page 859 hereinafter.

9. **Fremantle Harbour Trust.**—Under the provisions of an Act passed in 1902 a Harbour Trust was constituted for the general administration of Fremantle harbour, and since January, 1903, the Trust has had full control of all the affairs of the harbour. The works, which were commenced in 1892, were designed with the object of forming a safe and commodious harbour within the mouth of the Swan River, so as to admit vessels at all states of the tide, and thus enable cargo to be loaded and discharged at the quays and goods-sheds on the river banks. Two ocean moles have been thrown out from the north and south heads, the former being 3450 feet and the latter 2040 feet long. A channel, 450 feet wide and 30 feet deep at low water, has been blasted and dredged through the rock which formerly crossed the estuary to the river, and wharves and goods-sheds have been constructed along the reclaimed foreshore on the south side of the harbour. At the present time all the European mail boats, which make Fremantle the first and last port of call in Australia, are able to enter and leave the harbour in all weather and at all tides.

10. **Fire Brigades Boards.**—Fire brigades have been established in a number of the more important centres of population in the State. The brigades are under the control of local boards, and are in some cases municipal and in others volunteer. At the end of the year 1906 there were thirty-one such Boards in existence. The figures given below shew particulars of thirty of these Boards for the year 1906, one Board having failed to furnish returns:—

WESTERN AUSTRALIA.—FIRE BRIGADE BOARDS, 1906.

Number of firemen	...	...	498	Value of land, buildings, & plant	£31,703
Receipts	...	...	£14,045	Expenditure...	£12,699

## § 7. Tasmania.

1. **Development of Local Areas.**—In this State the city of Hobart was incorporated by special Act in the year 1852, but it was not until 1858, when the Rural Municipalities Act was passed, that a general scheme for the establishment of municipalities was extended throughout the State. This Act was amended from time to time without, however, altering its chief characteristics. In 1869 a Roads Act was passed, and after being amended at various times was consolidated in 1884. Under the provisions of these Acts parts of the State were placed under the control of Town Boards and Road Trusts. The general rate under the Municipalities Acts was limited to one shilling and sixpence in the pound of annual value, while special rates could be levied in rural districts, provided that the general and special rates together did not exceed one shilling and sixpence in the pound. Road rates might also be imposed in addition to municipal rates under the Roads Acts, with reference to which further particulars are given in the section of this book on "Roads and Bridges."

2. **Acts now in Force.**—In 1906 the whole of the Acts dealing with local authorities were amended and consolidated by the Local Government Act of that year. The whole State, with the exception of the urban municipalities of Hobart and Launceston, is divided into municipal districts, and every Rural Municipality, Town Board, Main Road District, Road District, Local Health District, Fruit District, Rabbit District, School District, and Public Recreation Ground District included in any municipality established by the Act is abolished. Each district is incorporated and is under the control of a warden and councillors, who, in addition to the specific duties and powers imposed and conferred by the Act have to administer the following Acts:—The Codlin Moth Act 1888, the Rabbits Destruction Act 1889, the Public Health Act 1903, the Education Act 1885, and the Roads Act 1884. The Governor is authorised to unite, subdivide, or abolish municipalities or wards on petition, and may do so without petition if in any municipality there is at any time no council or not sufficient councillors to form a quorum.

(i.) **Formation of Councils.** In the case of municipalities not divided into wards the council is to consist of the number of members, being a multiple of three, assigned to it

by the Governor, while the councils of municipalities which are subdivided consist of three councillors for each ward. Any resident elector is eligible to act as a councillor unless he is disqualified as being an interested person, a bankrupt or convict, or as undergoing a sentence of imprisonment, or as insane. The warden is elected by the councillors from their own body.

(ii.) *Qualification of Electors.* Both owners and occupiers of property within a municipality are allowed plurality of votes according to the following scale:—

Annual Value of Property	Under £30.	£30 to £80.	£80 to £160.	£160 to £240.	£240 to £360.	£360 and upwards.
Number of Votes	1	2	3	4	5	6

In the case of joint owners or occupiers the number of votes according to the above scale is equally divided as far as possible, and the vote or votes which cannot be so divided may be given by such one of the joint owners or occupier as may be appointed by the others. The provisions of the Acts relating to voting by post at parliamentary elections may be made applicable to any municipal election on the petition of the council to the Governor.

(iii.) *Local Districts and Committees.* Any municipal council may by special resolution define a local district to be assigned to a local committee, and any district proclaimed under the Public Recreation Grounds Act 1888 may also be defined as a local district. A local committee may exercise any of the powers and functions conferred upon councils as may be declared to be within its province by special resolution.

(iv.) *Revenue and Rates.* The ordinary revenue of a council, which consists principally of (a) rates (other than special rates), tolls, ferry dues, market dues, fees, and other charges authorised by the Act, and (b) grants from the central Government, is carried to a general account called the municipal fund. Rates are of two kinds, namely, (a) general, and (b) special. (a) *General Road Rates*, of not less than sixpence in the pound of the annual value of the whole of the ratable property in a municipality, must be levied at least once a year, but the total amount of all such rates levied in any one year must not exceed one shilling and threepence in the £. The proceeds of general road rates are carried to a separate account and are to be applied for the purposes of constructing and maintaining roads, streets, bridges, jetties, wharves, and tramways; at least three-fifths of all sums received in respect of property situate in a particular ward from the making of such a rate must be expended within such ward for the purposes mentioned. *General Health Rates* may be levied either prospectively or retrospectively in order to defray the expenses incurred in the execution of the Public Health Act 1903. (b) *Special Rates* may be made for the purpose of defraying the cost of constructing and maintaining works for sewerage or drainage, for the manufacture of gas, electricity, hydraulic or other power; watering or lighting roads; maintaining public recreation grounds; the destruction of rabbits; any of the purposes of the Public Health Acts; and of constructing and maintaining slaughter houses, abattoirs, or other works. A *Codlin Moth Tax* may be levied as prescribed by the Codlin Moth Act 1888, and when a council undertakes the removal of house refuse from premises the expense of such work is to be paid for by a *Special Cleansing Rate*. For defraying the expenses incurred in the execution of any work for the special benefit of a particular part of a municipality, the council may also levy a special rate called a *Separate Local Rate* upon all ratable property within such part, but the question as to whether any work is or is not for the special benefit of any particular part of the municipality must be referred to the Minister, who may direct, when such rate would exceed sixpence in the pound, that the question of levying the same be left to the decision of the electors of the defined part; whenever the expense to be incurred involves more than one yearly rate, the question must be referred to the electors.

(v.) *Ratable Property.* The council is not empowered to levy any rate or charge (except for water, prevention of fire, cleansing, drainage, or sewerage, or for light or power actually supplied, or for any service actually rendered) upon—Crown property; any property used solely for religious purposes; any portion of any premises used exclusively as a

public library, museum, school of arts or mines, literary or scientific institution, or any cemetery; benevolent asylums or charitable institutions; or upon any building or place vested in trustees for an agricultural or pastoral society for the purposes of a show ground. The Crown has in any such case the right to commute its liability by payment of a sum agreed upon between the council and the Treasurer.

(vi.) *Borrowing Powers.* Power is given to the council to borrow money either—

- (a) By the sale of debentures under provisions of the Local Bodies Loans Act for the purpose of permanent works and undertakings, or for the purpose of liquidating the principal sum owing on account of a previous loan; or
- (b) By way of temporary advances against rates to an amount not exceeding one-half the expected total proceeds of such rate. Temporary advances must be paid off within twelve months of the date of borrowing.

(vii.) *General By-laws.* The councils have wide powers to make by-laws for the general purposes of the Act, and particularly in connection with the following matters:—The trespass and agistment of animals; the erection or demolition of buildings, awnings, and temporary structures; the prevention and extinction of fires; the granting of licenses; the regulation of markets and weighbridges and the establishment of rents and fees for the use thereof; the regulation or the prohibition of the introduction of any pest or anything affected by a pest; the control of public safety and the preservation of public decency; the control and management of roads and footways; the imposition and collection of tolls upon roads and bridges, and of rates and dues upon ferries, wharves, tramways, jetties, piers, and markets under the control of the council; the regulation of various trades and callings; the control of the general traffic in public places, boats and boatmen, vehicles, steam rollers and bicycles.

(viii.) *Water Districts.* Any number of municipalities, situated so as to be capable of taking advantage collectively of some common water system or catchment area, may by petition to the Governor be constituted a water district under the Act. In every case where a water district is proclaimed upon the joint petition of two or more municipal councils the management of such district is in the hands of a joint council consisting of such a number of members of each of the councils as the Governor may determine. This council is invested with borrowing and rating powers and may supply water within the district on such terms as it may fix, provided that no water may be supplied for irrigation until domestic and stock supply purposes have first been satisfied. Provision is also made in the Act for uniting municipalities for the purpose of carrying out sewerage, irrigation, or water conservation schemes for the common benefit of the municipalities, or for any other purpose authorised by the Act, such as, in the opinion of the Governor, is likely to be of permanent utility, and is best capable of being carried out by concerted action.

**3. Annual Value, Revenue, and Expenditure of Municipalities.**—The following table shews the annual value, total receipts, and expenditure of municipalities for the years 1901 to 1906, inclusive:—

TASMANIA.—ANNUAL VALUE, REVENUE, AND EXPENDITURE OF MUNICIPALITIES, 1901 TO 1906.

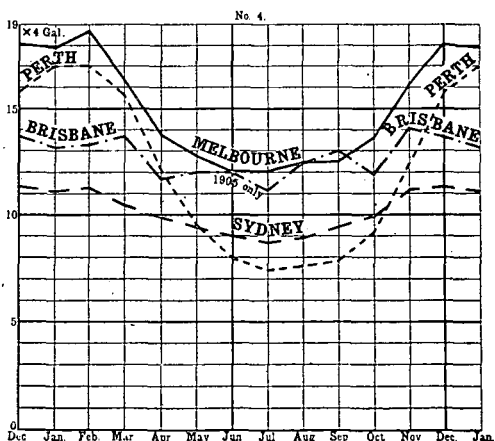
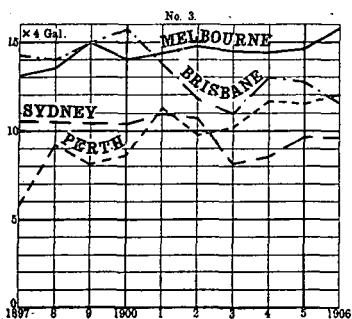
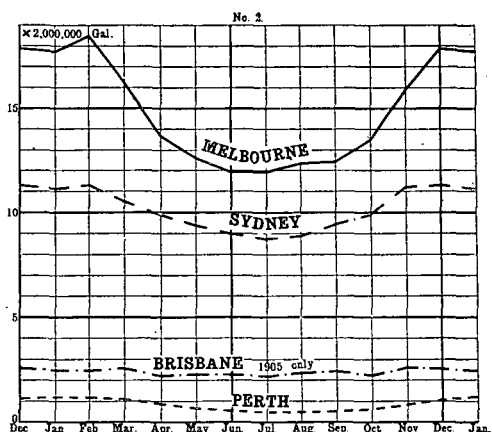
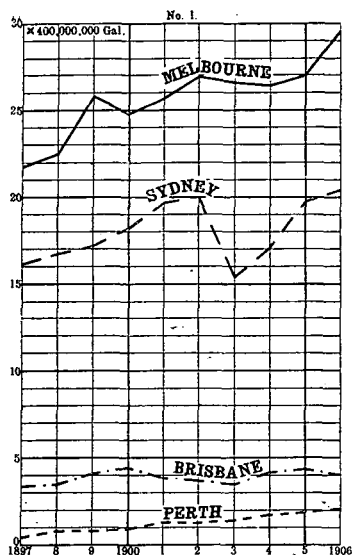
Year.	Number of Municipalities.	Annual Value of Ratable Property.	Revenue.				Expenditure. <sup>2</sup>
			From Rates.	From Govt.	From other Sources. <sup>1</sup>	Total.	
		£	£	£	£	£	£
1901	21	683,039	55,953	3,798	47,880	107,631	109,811
1902		688,745	57,526	4,498	51,870	113,894	107,932
1903		702,067	56,367	500	50,890	107,757	110,162
1904		718,635	61,107	...	85,045	146,152	141,202
1905		739,005	60,644	...	89,657	150,291	153,937
1906		749,537	64,059	150	72,610	136,819	140,745

1. Including sums derived from loans.

2. Including repayments of loans.



GRAPHS SHEWING CONSUMPTION OF WATER IN METROPOLITAN AREAS.—  
MELBOURNE, SYDNEY, BRISBANE, AND PERTH, 1897 TO 1906.



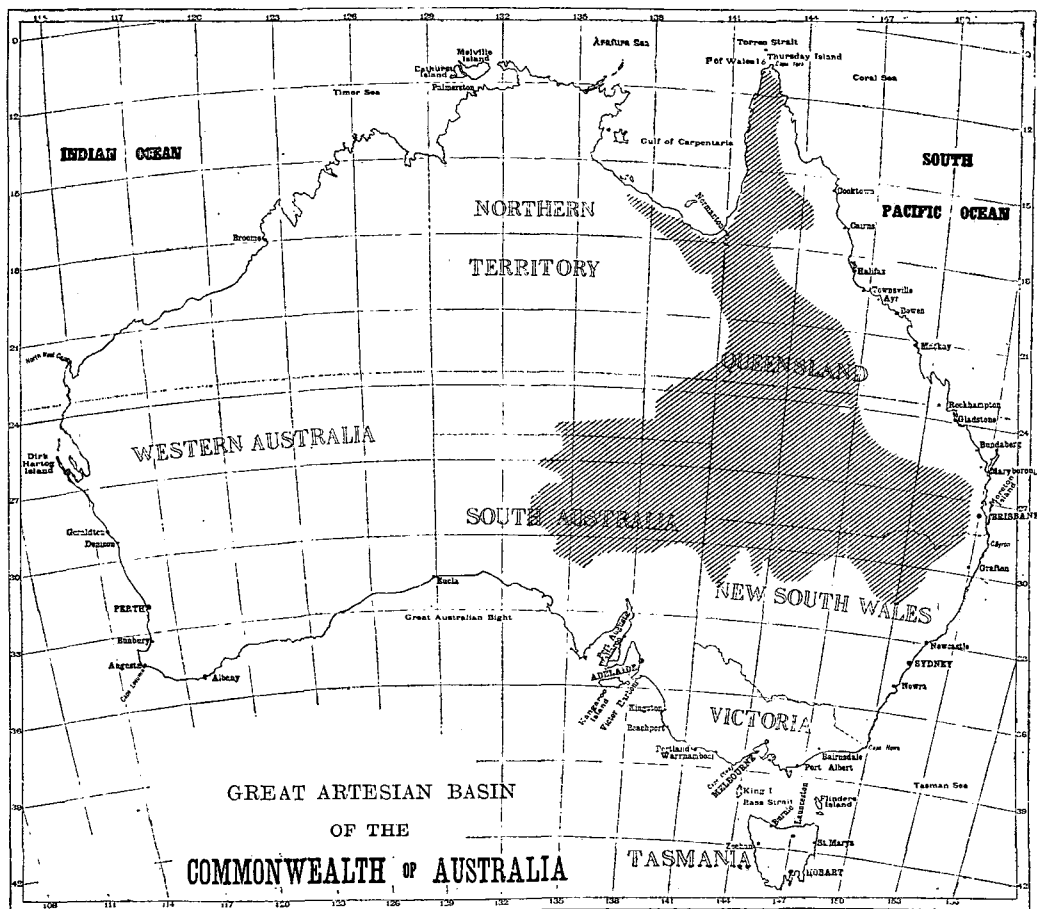
EXPLANATION OF GRAPHS.—No. 1.—Total annual consumption of water in metropolitan area, 1897 to 1906. The base of each small rectangle represents an interval of one year, and the vertical height represents 400,000,000 gallons.

No. 2.—Average daily consumption of water in metropolitan area during each month of the year. (Mean of period 1897 to 1906.) The base of each small rectangle represents an interval of one month, and the vertical height represents 2,000,000 gallons.

No. 3.—Average daily consumption of water per head of population in metropolitan area, 1897 to 1906. The base of each small rectangle represents an interval of one year, and the vertical height represents 4 gallons.

No. 4.—Average daily consumption of water per head of population in metropolitan area during each month of the year. (Mean of period 1897 to 1906.) The base of each small rectangle represents an interval of one month, and the vertical height represents 4 gallons.

MAP SHEWING THE POSITION AND EXTENT OF THE "GREAT AUSTRALIAN  
ARTESIAN BASIN."



The area occupied by this basin, coloured blue on map, is approximately 569,000 square miles, of which 376,000 square miles are in Queensland, 110,000 square miles in South Australia, and 83,000 square miles in New South Wales.

4. **Annual Value, Revenue, and Expenditure of Town Boards, 1901 to 1906.**—The following table gives similar particulars to the above for town boards:—

**TASMANIA.—ANNUAL VALUE, REVENUE, AND EXPENDITURE OF TOWN BOARDS, 1901 TO 1906.**

Year.	Number of Town Boards.	Annual Value of Ratable Property.	Receipts.				Expenditure.
			From Rates.	From Govt. <sup>1</sup>	From other Sources.	Total.	
		£	£	£	£	£	£
1901 ...	20	154,101	16,014	9,073	3,847	28,934	28,851
1902 ...	20	165,937	10,171	6,645	8,691	25,507	25,015
1903 ...	22	172,905	10,321	4,758	10,077	25,156	24,302
1904 ...	23	192,572	13,320	6,599	10,468	30,387	29,735
1905 ...	23	194,878	13,328	5,278	14,962	33,568	32,193
1906 ...	23	243,424	14,284	592	15,173	30,029	34,080

1. Including loans.

5. **Total Revenue and Expenditure of Local Bodies, 1901 to 1906.**—Particulars as to Road Boards and Road Trusts are given in the chapter of this book on "Roads and Bridges." In addition to the local authorities already mentioned, Marine Boards have been established at seven ports in Tasmania for the purposes of constructing and maintaining wharves and jetties and of controlling all matters relating to the shipping in the respective ports. Twenty water trusts and forty cemetery trusts have also been established in connection with municipal bodies. The subjoined statement shews the total revenue and expenditure for all local bodies, exclusive of all amounts contributed by the general Government, during each year from 1901 to 1906; inclusive:—

**TASMANIA.—REVENUE AND EXPENDITURE OF ALL LOCAL BODIES, EXCLUSIVE OF AMOUNTS CONTRIBUTED BY THE GENERAL GOVERNMENT, 1901 TO 1906.**

Particulars.	1901.	1902.	1903	1904.	1905.	1906.
<b>* REVENUE.</b>						
	£	£	£	£	£	£
Marine Boards and Lighthouses	44,114	44,095	36,827	50,016	60,672	77,224
Municipalities ...	103,833	109,397	107,349	146,152	150,291	136,669
Road and Bridge Trusts ...	21,564	22,794	25,124	28,879	28,663	30,271
Cemetery Trusts ...	1,093	1,062	1,087	1,227	2,078	1,121
Town Boards ...	19,861	18,862	19,506	24,304	28,290	29,457
Water Trusts ...	6,794	8,378	8,427	9,318	12,623	12,363
Total ...	197,259	204,588	198,320	259,896	282,557	287,105
<b>† EXPENDITURE.</b>						
	£	£	£	£	£	£
Marine Boards and Lighthouses	43,157	42,525	36,006	57,804	54,867	68,114
Municipalities ...	106,013	103,434	109,662	141,202	153,937	140,595
Road and Bridge Trusts ...	18,941	20,429	30,133	28,703	27,166	30,060
Cemetery Trusts ...	1,036	1,134	1,062	1,204	1,152	1,208
Town Boards ...	19,778	18,370	19,752	23,351	26,815	33,508
Water Trusts ...	6,391	8,451	8,967	6,697	12,593	12,446
Total ...	195,316	194,343	205,582	258,961	276,530	285,931

\* Exclusive of amounts contributed by the general Government. † Exclusive of expenditure from Government contributions.

The total amount advanced by the general Government to local bodies for public works up to the 30th June, 1906, was £391,838, of which £78,350 had been advanced for the purpose of water supply, £10,700 for light, £6937 for buildings, £154,476 for harbour improvements, £15,100 for roads and streets, £3600 for the redemption of debentures, £83,334 for drainage, £2841 for cemeteries, £1500 for recreation grounds, and the remaining £35,000 for the lighting and water supply of Launceston.

**6. Hobart Water Supply.**—The original water supply of Hobart was obtained from a stream known as the Hobart Rivulet, flowing from Mount Wellington, the works being carried out in 1831 by the Imperial Government. These works consisted of an aqueduct and a line of cast-iron pipes, the water being distributed to several points known as "wells." By an Act of the State Parliament passed in 1860 the works were transferred to the municipality. Under this Act certain additional streams flowing from Mount Wellington were acquired as sources of supply, and a storage reservoir containing 45,000,000 gallons was constructed. The catchment area on Mount Wellington at present comprises an area of 4200 acres, the sources of supply having been extended at various times as far as the North West Bay River, fifteen miles from Hobart.

(i.) *Storage Reservoirs.* There are two storage reservoirs about 2½ miles from the city. One contains 68,000,000 gallons and is 502 feet above sea-level, while the other contains 45,000,000 gallons and is 447 feet above sea-level. The whole of the supply is by gravitation. The water is brought from the various streams by means of stone aqueducts and cast-iron pipes to the reservoirs, and thence by three 10-inch cast-iron mains, of which two lead to the distributing reservoirs and one direct to the shipping and southern portion of the city.

(ii.) *Capital Cost, Tenements Connected, Length of Mains, Revenue and Expenditure, 1906.* The total capital cost to the end of 1906 was £185,853, but a considerable amount of reticulation work has been done out of revenue and not charged to capital account. The outstanding loans at the end of 1906 amounted to £160,400. At the same date the number of tenements supplied in the city and suburbs was 7100, the population at the last census in 1901 was 32,418, and the length of reticulation mains at the end of 1906 was seventy-four miles. The revenue and expenditure for the last seven years were as follows:—

**HOBART WATERWORKS.—REVENUE AND EXPENDITURE, 1901 TO 1907.**

Particulars.	1901.	1902.	1903.	1904.	1905.	1906.	1907.
	£	£	£	£	£	£	£
Revenue ...	18,806	19,091	18,862	20,200	20,127	19,125	*18,258
Expenditure ...	20,161	16,126	16,624	15,667	16,576	15,817	*18,670

\* Approximate.

(iii.) *Proposed Extensions.* Parliamentary sanction to borrow £63,000 has been obtained for the purpose of improving the water supply of the city and suburbs of Hobart; £49,000 of this amount is to be spent on the construction of a new storage reservoir.

Graphs relating to the water supply of Hobart may be found on page 859 hereinbefore.

**7. Hobart Sewerage System.**—A scheme for the construction of a sewerage system in Hobart was adopted in 1903. The sewage is collected and treated in septic tanks and is then discharged into the estuary of the River Derwent. Up to the end of the year 1907 about twenty-six miles of sewers had been laid, and 1809 tenements, sewerage a population of 9045, had been connected at a cost of £100,000. During the year 1907 the average quantity of sewage treated daily was 278,000 gallons, the revenue for the year being £3107. Extensions are in progress with a view to completing the sewerage of over 2000 acres so as to serve an estimated population of about 30,000 people.

## § 8. Capital Cities of the States.

1. **Population, Area, Finances, etc.**—In the statement given below various particulars relating to the capital cities of the several States are given. Unless otherwise stated the figures shewn refer to the cities only and do not include the suburbs :—

## SUMMARY OF PARTICULARS RELATING TO CAPITAL CITIES OF EACH STATE.

Particulars.	Sydney.	Melb.	Brisb'ne.	Adelaide.	Perth.	Hobart.
Date of constitution as a municipality	1842	1842	1859	1840	1871	1852
Area of the city proper Acres	2,759	7,395	3,520	3,700	2,300	2,703
Area of the suburbs Acres	90,335	156,084	191,680	95,658	10,999	4,503
Population of city and suburbs	1861 95,769 1881 224,939 1901 487,900 1906 538,800	1861 139,916 1881 282,947 1901 494,129 1906 526,400	1861 6,051 1881 31,109 1901 119,428 1906 132,468	1861 18,303 1881 103,864 1901 162,261 1906 175,641	1861 5,882 1881 36,274 1901 53,800 1906 59,045	1861 19,449 1881 21,118 1901 32,418 1906 34,985
Population of city, 1906 (estimated)	124,486	100,840	37,690	40,045	29,760	25,389
Capital value of ratable property	1861 £ 7,600,000 <sup>2</sup> 1881 £ 14,498,570 <sup>2</sup> 1901 £ 43,370,000 1906 £ 45,545,700	1861 £ 6,526,760 <sup>2</sup> 1881 £ 9,586,730 <sup>2</sup> 1901 £ 26,535,700 1906 £ 32,439,040	1861 £ 2,890,038 1881 £ 5,830,809 <sup>3</sup> 1901 £ 6,128,032 <sup>3</sup> 1906 £ 6,128,032 <sup>3</sup>	1861 £ 3,300,000 <sup>2</sup> 1881 £ 7,100,000 <sup>2</sup> 1901 £ 8,690,980 1906 £ 9,315,000	1861 £ 3,554,778 <sup>3</sup> 1881 £ 4,281,770 <sup>3</sup> 1901 £ 3,470,030 1906 £ 3,470,030	1861 £ 1,800,000 <sup>2</sup> 1881 £ 3,065,017 1901 £ 3,470,030 1906 £ 3,470,030
Annual value of ratable property	1861 £ 760,000 1881 £ 1,449,857 1901 £ 2,168,500 1906 £ 2,312,830	1861 £ 652,676 1881 £ 958,673 1901 £ 1,326,785 1906 £ 1,621,952	1861 £ 231,202 1881 £ 388,790 <sup>2</sup> 1901 £ 408,600 <sup>2</sup> 1906 £ 408,600 <sup>2</sup>	1861 £ 165,481 1881 £ 384,101 1901 £ 434,548 1906 £ 465,750	1861 £ 277,166 1881 £ 426,828 1901 £ 486,857 1906 £ 486,857	1861 £ 110,800 1881 £ 173,813 1901 £ 198,000 1906 £ 185,854
Cost of works within metropolitan area	Water works £ 4,847,978 Sewerage works £ 4,330,397 Gas works £ 32,000 <sup>4</sup> Electric light works £ 415,150 <sup>4</sup>	Water works £ 3,793,390 Sewerage works £ 5,258,156 Gas works £ 32,000 <sup>4</sup> Electric light works £ 415,150 <sup>4</sup>	Water works £ 241,000 Sewerage works £ 353,000 Gas works £ 210,178 Electric light works £ 21,873	Water works £ 353,000 Sewerage works £ 622,034 Gas works £ 121,100 Electric light works £ 24,457	Water works £ 82,076 Sewerage works £ 486,857 Gas works £ 110,000 Electric light works £ 24,457	Water works £ 50,729 <sup>5</sup> Sewerage works £ 53,347 <sup>5</sup> Gas works £ 234,900 Electric light works £ 12,713
Revenue	1861 £ 71,299 1881 £ 149,884 1901 £ 295,801 1906 £ 297,129	1861 £ 74,556 1881 £ 126,586 1901 £ 220,010 1906 £ 288,016	1861 £ 4,478 1881 £ 45,393 1901 £ 61,335 1906 £ 81,124	1861 £ 4,478 1881 £ 38,246 1901 £ 60,055 1906 £ 68,066	1861 £ 20,345 1881 £ 73,886 1901 £ 59,107 1906 £ 64,999	1861 £ 26,691 <sup>5</sup> 1881 £ 50,729 <sup>5</sup> 1901 £ 79,601 1906 £ 75,825
Expenditure	1861 £ 145,512 1881 £ 277,898 1901 £ 302,069 1906 £ 302,069	1861 £ 114,071 1881 £ 234,628 1901 £ 272,928 1906 £ 272,928	1861 £ 45,401 1881 £ 76,265 1901 £ 86,593 1906 £ 86,593	1861 £ 59,107 1881 £ 73,886 1901 £ 64,999 1906 £ 64,999	1861 £ 79,601 1881 £ 75,825 1901 £ 230,700 1906 £ 230,700	1861 £ 50,729 <sup>5</sup> 1881 £ 53,347 <sup>5</sup> 1901 £ 234,900 1906 £ 234,900
Loans current	£ 1,735,000	£ 1,819,000	£ 379,428	£ 59,900	£ 230,700	£ 234,900
Sinking funds	£ 145,850	£ 91,524	£ 8,647	£ 6,254	£ 50,542	£ 12,713
Length of roads within city	Wood-blocked Miles 20 <sup>3</sup> Macadamised Miles 96 <sup>3</sup> Other Miles 44 <sup>2</sup>	Wood-blocked Miles 10 <sup>2</sup> Macadamised Miles 137 <sup>2</sup> Other Miles 44 <sup>2</sup>	Wood-blocked Miles 1 <sup>2</sup> Macadamised Miles 75 Other Miles 6 <sup>3</sup>	Wood-blocked Miles 1 <sup>2</sup> Macadamised Miles 93 Other Miles 4 <sup>2</sup>	Wood-blocked Miles 2 Macadamised Miles 77 Other Miles 4 <sup>2</sup>	Wood-blocked Miles 1 Macadamised Miles 38 Other Miles 1

1. Not available. 2. Estimated. 3. Unimproved value. 4. Within city boundaries only.  
5. Including disbursements from loans.

2. **Date of First Settlement.**—(i.) *Sydney*. 26th January, 1788, when Captain Phillip, in command of H.M.S. "Sirius" and the first fleet conveying 571 male and 158 female convicts took formal possession of Sydney Cove.

(ii.) *Melbourne*. 1835-6. Batman and Fawcner, colonists from Tasmania, settled on the banks of the River Yarra.

(iii.) *Brisbane*. 1824. Lieutenant Oxley chose the site for a penal station, and the site subsequently received the approval of the Governor, Sir Thomas Brisbane.

(iv.) *Adelaide*. 1836. Colonel Light founded the settlement. The survey of the town sections commenced on 11th January, 1837, and was completed on the 10th March.

(v.) *Perth*. 17th June, 1829, Lieutenant-Governor Stirling with sixty-nine intended settlers and a detachment of marines disembarked and encamped on the north bank of the Swan River, now Rous Head.

(vi.) *Hobart*. 21st February, 1804, when Colonel Collins, R.M., the first Lieutenant-Governor of Van Diemen's Land, selected the site now occupied by the city for settlement.